

2002-3 Revision VII

In The Race For Quality... There is No Finish Line!



the
One Stop
Chassis Shop



Jerry Buckel
Race Cars INC.

M O S C O W M I L L S , M O .

USD
 \$3.00

Jerry Bickel **Now!** RACE CARS

State-of-the-Art Chassis Shop!

On August 16, 2000 Jerry Bickel Race Cars moved into a new 20,000 square foot facility. This in house designed building was set up to streamline construction while maintaining quality control of Race Cars and Components.




The offices are equipped with the latest in accounting, inventory control, job costing, shipping, networked computer equipment. This enables us to keep current pertinent information and data concerning each of our departments at our fingertips. We have installed a new phone system featuring a multi line service and a voice mail message system assuring that no call is missed or un-answered. After hours calls are sent to our company directory allowing messages to be left 24 hours a day. All voice mail messages are returned as quickly as possible.

The multi floor Parts Department is chucked full of all the components listed in the catalog and many other items necessary in the construction of race car chassis's. This huge inventory keeps back orders to a minimum and allows same day shipments on most items. Your order can be tracked from the time of placement to delivery with our computer data processing equipment. Our sales staff offers years of experience in performance sales to insure that you receive the right component at the most competitive price available. No matter how large or small your order is, it will receive the same attention and concern from our staff.



A temperature controlled manufacturing area features chassis construction surface plates, new design tube bending equipment, ultimate tube notchers, multi heliarc welding stations plumbed to a external filled argon supply system, three multi stage compressors with individual air dryer's at every outlet, dual sheetmetal housing fixtures and tooling, machine lathes, Bridgeport



mills, power and hand slip rollers, sheetmetal brakes, deep throat bead roller, power shear, stomp sheers, component manufacturing surface

plates, vertical and horizontal band saws, parts tumbler, mock-up transmission and engine rack, tubing and sheetmetal racks, body template racks and all hand and air tools necessary in the construction and assembly of race cars and related components. We utilize the assembly line method in our race car construction, allowing the fabricators to perform the same specialized job on every chassis.

To insure the ultimate in paint and body, we installed a temperature controlled paint booth. Custom designed for race car needs, this unit produces dirt free baked on paint finishes. Hi-tech composite materials are bonded together, repaired and body worked with aircraft epoxy's and carbonfiber materials.



We use the latest PPG custom and hi-performance paint and body materials. Two part epoxy systems are used, then baked on to give the most durable, long lasting finish possible.

To assure customer service and satisfaction, we committed to NHRA as a major sponsor. Look for the JBRC race



support motorhome at most national events. We carry a large inventory of small parts sometimes needed to keep your car competitive and safe at the track. Our on board shock dyno service is available to answer those urgent track shock problems. Two on-board computers equipped with the latest data programs provide information for 4-link and chassis questions. Our staff is available to help with any track side assistance needed.



This investment in facility and equipment represents our commitment to customer satisfaction. We will continue work as hard as necessary to meet your expectations. We normally work half days (7am to 7pm), but when necessary we go to full days. What ever it takes to keep JBRC the "ONE STOP CHASSIS SHOP" leader.

Table of Contents

| | Page | | Page |
|--|-------------|----------------------------------|-------------|
| Apparel | | Morse Cables and Accessories | 65 |
| Batteries, Mounts, Components | 36 | Motor Plates, Mid Plates, Mounts | 26,27 |
| Bellhousing and Accessories | 31,32 | Order Form | 79 |
| Body Mounts and Accessories | 50,51,52 | Parachutes, Mounts, Accessories | 64,65 |
| Bolts, NAS-Aircraft | 73 | Pedal Components | 15,17 |
| Blueprints, Chassis | 5 | Plumbing Supplies, Tools | 44,45,66,71 |
| Bottle Mounts | 48,49 | Push/Pull Pins | 73 |
| Brake Kits | 24,25 | Quick Disconnects (Oil, Water) | 66 |
| Brake System Components | 17,18,25 | Racetech Home Study Course | 2 |
| Chassis Kits | 4,5 | Rear End Housings and Components | 6,7 |
| Chassis Paint | 60 | Rear Suspension | 10,11 |
| Chassis Tuning Manual, Computer Programs | 3 | Rod Ends, Aurora | 21 |
| Chromoly Tubing and Plate | 78 | Safety Equipment, Seat Belts | 62,63 |
| Clevis, Weld-in | 76 | Scales | 66 |
| Clutch Accessories, Tools | 30,31 | Seats, Mounts and Accessories | 58 |
| Cooling System Components | 34,35 | Shocks, Tools and Accessories | 12,13,14 |
| CO ² Bottles, Regulators | 48 | Springs, Coilover | 14 |
| Dashboards | 56 | Steering Components | 19,20 |
| Data Recorders and Accessories | 40 | Starters, Tilton | 39 |
| Dimension Charts | 80 | Struts, Mounts and Accessories | 22,23 |
| Drive Shafts and Yokes | 29 | Tabs and Hardware | 77 |
| Driveshaft Loop, Enclosures | 28 | Tires and Accessories | 57 |
| DZUS Fasteners, Tabs and Accessories | 74,75 | Tools | 68,69,70,71 |
| Electrical | 36,37,38,39 | Thirdmembers | 9 |
| E-Z Lift Jack Systems | 68 | Throwout Bearings | 30,312 |
| Fastener Hardware | 73 | Transmission Coolers | 49 |
| Fire Suppression Systems | 63 | Transmission Mounts | 27 |
| Fuel Cells and Accessories | 41,42 | Tube Adapters | 76 |
| Fuel Pumps, Regulators, Filters | 43 | Water Pumps and Accessories | 35 |
| Gauges | 18,43,57 | Weight and Mounts | 65 |
| Gears, Richmond & Motive | 9 | Wheelie Bars and Components | 32,33 |
| Headers, Header Kits and Accessories | 46 | Wheels | 33 |
| Hood Scoops and Accessories | 53,54 | Window Nets and Mounts | 62 |
| Ignition | 72 | Windows and Accessories | 59,60,61 |
| Linkage, Throttle, Clutch, Brake | 16,31 | Wing Kits | 55 |
| Master Cylinders | 17 | Wheel Tubs | 56 |

Terms and Conditions

Hours: Parts Department hours are 8:00 am to 6:00 pm, Monday through Friday, and 9:00 am to 12:00 pm on Saturday, Central time. Of course, our fax line is available 7 days a week, 24 hours a day. Office telephone hours are 8:00 am to 5:00 pm, Monday through Friday, Central time. Technical Assistance is available from 1:00 pm to 4:00 pm, Monday through Friday, Saturday's by chance. During racing season, technical phones are closed during **NHRA** and **IHRA** National Events. Technical assistance can be obtained in person at the event.

Pricing: We regret prices listed may change periodically due to changes in cost of materials and/or components. If a price has changed from the catalog listed price, you will be notified at time of ordering.

Ordering: All orders will be shipped same day, if possible, with the exception of custom orders and back ordered items. UPS orders will be shipped C.O.D., cashier's check or money order only, unless prepaid. **Truck line items must be prepaid prior to shipping.**

No C.O.D. truck orders.

Returns: Merchandise will not be accepted for return without an RGA number. RGA numbers can be obtained through our Parts department. Merchandise must be returned in new, undamaged condition (no dents, holes, etc.). Items must be packaged properly and shipped freight prepaid. No returns on special order or custom order items. **A 15% re-stocking charge applies on all returns.**

Customer Satisfaction: Jerry Bickel Race Cars, Inc. is committed to quality. Customer satisfaction is important to us. Due to the construction aspect of our business, many parts are not attractive when in kit form, i.e., no paint or plating, etc. If a component is received and you are not entirely satisfied, call us. Let us continue to live up to the quality that is synonymous with **Jerry Bickel Race Cars, Inc.** We value your comments.

Warranties: There is no warranty stated or implied due to unusual stresses placed on race cars and components and because we have no control over how they are maintained, installed and used. Due to the hazards involved with racing, Jerry Bickel Race Cars, Inc. accepts no liability for failures of racing components or accessories manufactured or sold by Jerry Bickel Race Cars, Inc. and Customer accepts all risks involved with racing and hazards thereof.

Information Center



Learn how to build a state-of-the-art race car in your own home or shop at your own pace! Over 1,000 pages and years of professional chassis building experience in five modules.

Module A - Introduction

196 pages on suspension geometry, theory, metallurgy, blueprint reading, fasteners, etc.

Module B - Related Math

187 pages on fractions, decimals, fastener spacing, rear end width calculating, etc.

Module C - Tools & Equipment

233 pages on measurements, tools, hand tools, power tools, welding equipment, etc.

Module D - Chassis Fabrication

212 pages on cutting, bending and notching tubing, chassis construction, suspension, engine and trans mounts

Module E - Body & Interior

256 pages on interior fabrication, body mounting, accessory mounts, initial settings, etc.

Complete Student Home Study Course

RT-1000 \$625.00

All 5 books (Mod A thru E)

Racer Edition

RT-1010 \$375.00

(Mod A, D and E)

Individual Modules

\$150.00

Jerry Bickel's Complete Guide to Chassis Performance

"The Chilton Manual Of Drag Racing"

This information packed book contains the knowledge that Jerry has accumulated in his 25 years of drag racing success. Learn how drag slicks work and how to adjust 4-link suspensions and weight transfer for any track conditions. What causes tire shake? How do I eliminate it? No more mysteries about shock absorbers and pre-load settings. It's all between the covers of his newest release in a whole new era of drag racing knowledge. Here's what's included:

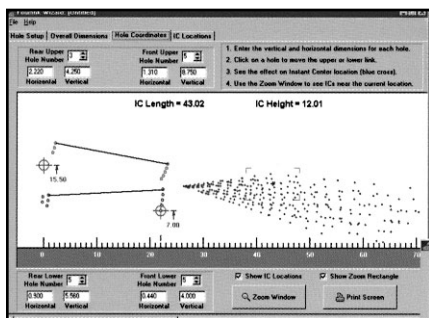
- **Race Car Operation** - Covers the basics of drag racing procedures, timing systems and the forces involved in a drag chassis.
- **Suspension Geometry** - Suspension geometry, alignment, spring rates, center of gravity, instant center, torque arm suspensions
- **Pre-Race Chassis Setup** - How to correct bump steer problems, initial front & rear alignment, starting weight, instant center and pre-load settings.
- **Race Day Adjustments** - Towing protection, tire inflation, picking the groove, adjusting for changing track conditions
- **Troubleshooting Guide** - What to do when your car doesn't hook or go straight, loses traction on bumps, shakes or



4-LINK Wizard™

The days of plotting your 4-link on the garage floor or on the side wall of your trailer are over. You can now use your PC to locate all possible IC's for any 4-link. The program generates a plot of up to 625 instant centers.

Use the mouse to move the 4-link bars on the screen. The computer instantly calculates you IC. Generates a list of every possible IC location for your brackets. If you change your ride height, you enter one dimension to update all IC locations.



- Chassis Manual \$99.00
- Chassis Wizard \$89.00
- 4-Link Wizard \$99.00

Chassis Wizard™

A powerful computer program that can help you analyze and tune your drag race car for maximum performance. Simply enter the data for your car and apply the full number-crunching power of your PC to find out what will happen at launch. Load transfer, projected 60 ft. times, g-force -- it's all there for you. JBRC uses the Chassis Wizard™ to help determine the best engine locations for Pro cars and trucks.

This program is a great companion to Jerry Bickel's Complete Guide to Chassis Performance. Buy both and gain a wealth of information about the way we set up and adjust our cars.



**Complete Performance
Tuning Special**

All 3 for \$259.00

The One Stop Chassis Shop

24-hour FAX (636) 356-4667

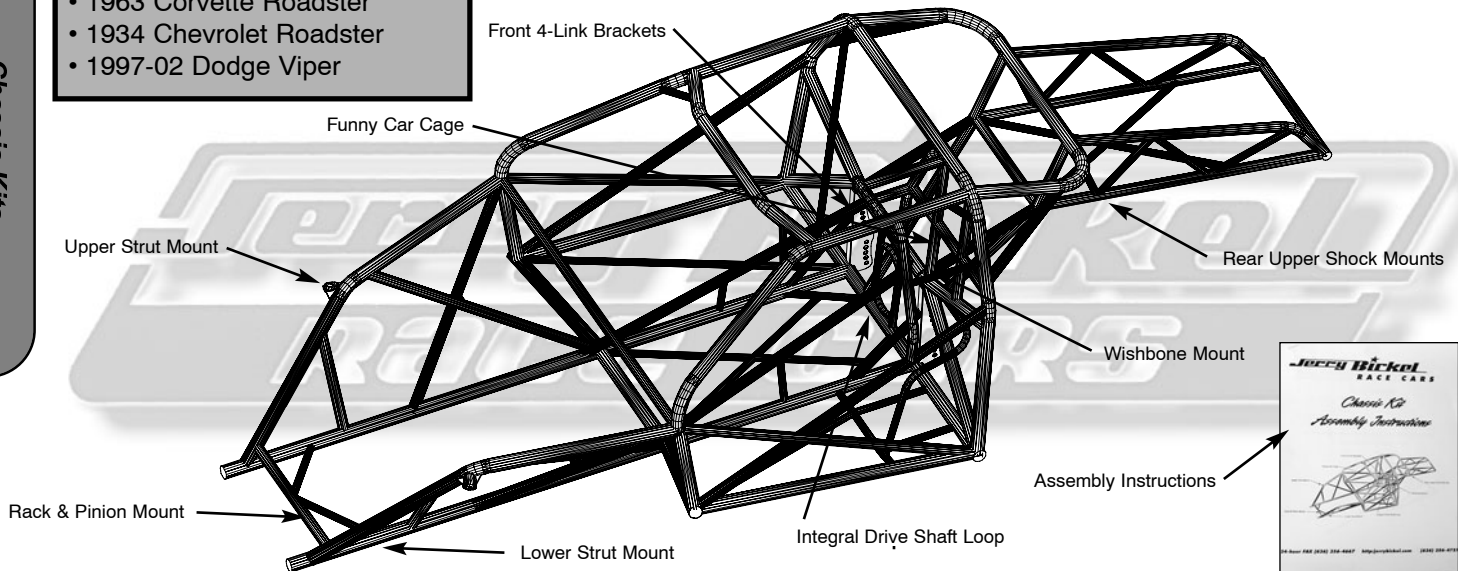
<http://jerrybickel.com>

(636) 356-4727

NEW KITS FOR 2002-3

- 2001-2 Grand/Am
- 2001-2 Cavalier
- 2001-2 Mustang - Cougar
- 1963 Corvette Roadster
- 1934 Chevrolet Roadster
- 1997-02 Dodge Viper

Chassis Kits



Accept no imitations. Choose the same chassis professionals worldwide use. The *JBRC* Pro chassis kit is available in welded and unwelded form. Pro chassis kits are constructed of 4130 moly material and designed to meet the latest SFI specifications.

WHY IS THE *JBRC* CHASSIS A BETTER CHASSIS? Because our chassis are built on surface plates utilizing the exact fixtures used in construction of all *JBRC* complete cars and assembled by experienced craftsmen. Welded chassis are heliarc welded and include the following mounts and bracketry:

- Rack and Pinion Mount
- Upper Strut Mounts
- Lower Strut Mounts
- Funny Car Cage
- Integral Drive Shaft Loop
- Front 4-Link Brackets
- Rear Upper Shock Mounts
- Wishbone Mount

- *JBRC* Pro chassis kits come in all popular body styles, but should your application be one we do not have in our library of drawings, we will custom design the chassis if a body is provided.
- Your chassis will be custom designed for the class of competition you choose to compete in, whether it be Super Gas, Super Comp, Competition Eliminator, Pro Stock or Pro Modified.
- Unwelded chassis kits are complete with the same mounts and bracketry as the welded version and come with a working blue print showing 3 different views, making assembly easier for the do-it-yourself chassis builder. Our working blue print is designed using CAD technology and is the exact blue print used in construction of the welded chassis and complete cars built in our chassis shop. All components necessary for completion of your project can be purchased through our Parts Department and are of the same quality, construction and design of those used in-house.

Welded Chassis Kit - **JBRC1034** - \$5,900.00

Unwelded Chassis Kit - **JBRC1033** - \$2,200.00

Welded Truck Chassis Kit - **JBRC1034T** - \$6,500.00

Unwelded Truck Chassis Kit - **JBRC1033T** - \$2,500.00

JBRC Chassis Blueprint only - **JBRC1000** - \$500.00



Why a JBRC Chassis Kit?

A deciding factor in purchasing a chassis kit is which brand components to use that will fit your chassis and give you the best performance advantage over your competition. We make it easy for you to equip your chassis with components in kit form, or installed by our chassis shop, giving your home-built race car the added advantage of the Professional's Choice components manufactured by **Jerry Bickel Race Cars, Inc.** We have made a checklist for your convenience. Most items listed can be found in the pages of this catalog, however, those that are not can still be ordered through **JBRC** as we are stocking warehouse distributors for most manufacturers. Any component you might need to complete your project can be obtained with one phone call -- The one-call chassis shop - **Jerry Bickel Race Cars, Inc.!**

- | | | |
|---|---|--|
| <ul style="list-style-type: none"> •Motor Plate •Mid Plate •Block Protector •Transmission Mount •Steering Column •Steering Wheel •Rack and Pinion •Tie Rod Kit •Rear End Housing •4-Link Bars •4-Link Rod Ends •4-Link Bolt Kit •Wishbone Track Locator •Drive Shaft Loop | <ul style="list-style-type: none"> •Radiator •Radiator Mount •Rear Shocks •Axles, Bearings and Wheel Studs •Rear Brake Kit •Front Strut and Braking System •Battery Mounts •Fuel Cell •Fuel Cell Mount •Pedal Assembly •Master Cylinder Mount •Seat •Seat Mount •Wheelie Bars | <ul style="list-style-type: none"> •Third Members •Brake Line Plumbing •Fire Bottle Mount •On/Off Switch Mount •Electrical Components •Body Mounts •Door Hardware & Mts •Windows & Accessories •Scoops & Components •Chute Mount •Drive Shaft |
|---|---|--|

To Complete your chassis choose from one of the following Stage Kits

STAGE #1 - \$3,295.00

- 4-Link Kit
- 4-Link Rod End Kit
- 4-Link Bolt Kit
- Wishbone Kit
- Wishbone Housing Mount Kit
- KONI Double Adj Rear Shocks
- Rear Springs
- Rear Lower Shock Mounts
- Shock Bolt Kit
- Pro Driveshaft Loop Kit
- Ultra Light Pro Pedal Assembly Kit
- Gas Pedal Mount Kit
- Master Cylinder Mount Kit
- Pro Steering Column Kit
- Rack & Pinion Steering Unit
- Tie Rod Kit

STAGE #3 - \$7,295.00

- All STAGE #1 Components +
- 9" Ford Custom Sheet Metal Rear End Housing
- Carbon Pan Seat
- Motor Plate Mount Kit
- JBRC 6061T-6 Motor Plate
- Mid Plate Mount Kit
- JBRC 6061T-6 Mid Plate
- Transmission Mount Kit

STAGE #5 - \$12,595.00

- All STAGE #1 & #3 Components +
- JBRC Strut Package (Includes: Complete Front Brake Kit, Lower Control Arms, Rod Ends, Springs
- Axles, Bearings & Drive Studs (40 Spline **MARK WILLIAMS** or **STRANGE** with Lt Weight Option)
- LAMB or MW Rear Brake Kit
- Master Cylinder

STAGE #2 - \$6,295.00

- All STAGE #1 Components +
- 9" Ford Custom Rear End Housing
- Carbon Pan Seat Kit
- Motor Plate Mount Kit
- JBRC 6061T-6 Motor Plate
- Mid Plate Mount Kit
- JBRC 6061T-6 Mid Plate
- Transmission Mount Kit

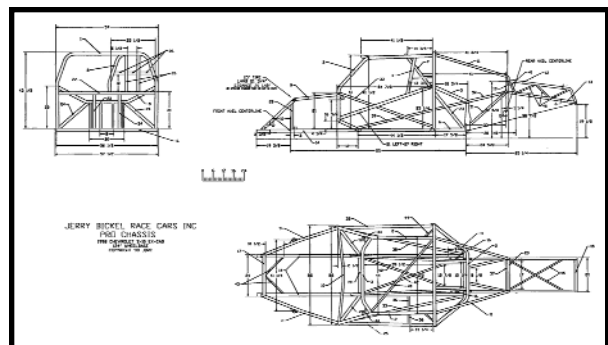
STAGE #4 - \$9,295.00

- All STAGE #1 & #2 Components +
- STRANGE** Strut Package (Includes: Complete Front Brake Kit, Lower Control Arms, Rod Ends, Springs
- Axles, Bearings & Drive Studs (40 Spline **MARK WILLIAMS** or **STRANGE**)
- Rear Brake Kit (**STRANGE** or **WILWOOD**)
- Master Cylinder

JBRC Blueprint

Actual blueprint used in all chassis kits. Comes with tubing component list, all dimensions and tubing specifications. Meets latest SFI specifications.

JBRC1000 - \$500.00



NOTE: Stage Kits do not include chassis


Custom Rear End Housings

Fabricated Rear End Housings


- Constructed completely of 4130 moly steel.
- Each housing is built on a machine-ground surface plate, keeping the housing dimensionally true during fabrication.
- 3-1/4" diameter .250 wall 4130 tubes run inboard and attach to an inner bulk-head, completely welded inside and out.
- Laser cut face plate and backing ring supports the folded sheet metal case and brace assembly.
- 360 degree 4-link brackets are welded to the tubes and also support the case assembly, thus adding four more bulkhead supports.
- Unique design eliminates flex during acceleration and also torsional and vertical flex caused by tire shake, making this the strongest housing on the planet.
- Housings are equipped with wishbone mount (upper or lower) , shock mounts, tie down loops and wheelie bar mounts and include 3rd member studs, large diameter fill/inspection cap, housing vent, gasket and drain plug.
- Bearing ends are installed using a special dimensionally accurate fixture manufactured by **Mark Williams Enterprises** exclusively for this project. By using this fixture, we are assured vertical and horizontal alignment with zero tolerance.
- All housings are completely welded and machined with the final step being the installation of the bearing.
- For added strength, we recommend our full-floater housing. By using a floater housing, the axles never see any bending loads, only torsional loading. The bending loads are carried by the spindle and housing.
- Housing 4-link bracketry is compatible with most front 4-link bracket designs.
- Internal oil baffles direct fluid around ring gear improving Ring and Pinion life
- Available in a variety of 4-link center line dimensions: **17" minimum to 21" maximum.**



Fabricated 9" Housing **JBRC1100** - \$2,800.00




Fabricated Floater Housing **JBRC1101** - \$3,100.00




YOU WANT MORE 4-LINK ADJUSTMENTS.....

We Got.....EM!!!!

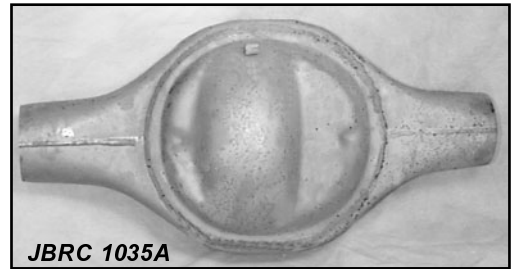
JBRC now offers a 4-Link System with the most intersect points on the planet. Features 1/2" holes with 5/8" spacing. Rear bracket lower has 11 locations to choose from. Over 1584 possible intersect locations. Laser cut for accuracy. Requires the use of our exclusive special 3/4" x 1/2" HD rod ends and NAS attaching hardware. Available on Sheetmetal Housing and all **JBRC** chassis.





JBRC1035

The **JBRC 9"** Ford Custom Rear End Housing utilizes stock tubes replaced with 3" x .250" wall 4130 tubes. Housing is internally bulk-headed for maximum strength. Complete with **JBRC 3/16"** 4-Link brackets, lower shock mounts, upper and lower wheelie bar tabs, wish-



JBRC 1035A

Fabricate your own housing using this 9" Ford HD bare center. Large diameter design allows 3 1/4" axle tubes to fit inside for internal bulkheading. 23" wide, Chemically Cleaned and ready for Fabricating.

bone mount, third member attachment studs, tie down loops, drain plug, fill cap and a back brace which gives the housing added strength. This housing is built for your specific width requirements with housing ends of your choice.

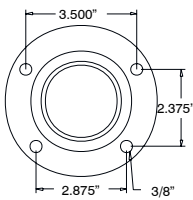
JBRC1035 - \$1,600.00

JBRC1035A - \$150.00

Forged Housing Ends

Olds/Pontiac

58500 Olds/Pontiac (pr).....72.50
For all 3.150 O.D. bearings.



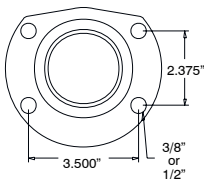
58500H Olds/Pontiac (pr).....72.50
For all 3.150 O.D. bearings. 1" long.

58550 Olds/Pontiac (pr).....90.00
For 58506 Timken unit bearings.

58590 Olds/Pontiac (pr).....80.00
For all 3.150 O.D. bearings. 1" long with 3/8-24 threaded holes.

Large Ford

57820 Large Ford 1/2" (pr)....90.00
For 58506 Timken unit bearings.



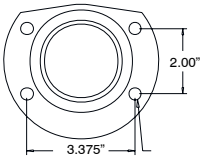
57830 Large Ford 1/2" (pr)....80.00
For all 3.150 O.D. bearings.

57840 Lincoln 3/8" (pr).....90.00
For all 3.150 O.D. bearings.

57850 Lincoln 3/8" (pr).....80.00
For 58506 Timken unit bearings.

Small Ford

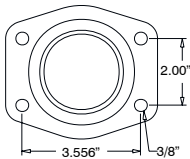
57800 Small Ford (pr).....90.00
For all 3.150 O.D. bearings.



57810 Small Ford (pr).....90.00
For 58506 Timken unit bearings.

New Style Ford

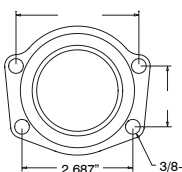
57860 New Style Ford (pr)....96.00
For all 3.150 O.D. bearings.



8.8 Ford

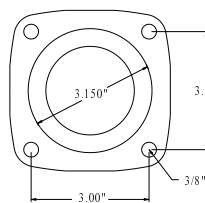
58510 8.8 Ford(pr).....114.00
For all 3.150 O.D. bearings. Includes 3/8" backing plate studs.

The 8.8 MW housing end utilizes the same 3.150" O.D. axle bearing that is standard on Pro drag cars. It's possible to utilize the 45mm bore bearing for a heavy-duty axle. Also as is the case with most MW housing ends there is a provision for an inboard axle seal.



Symmetrical

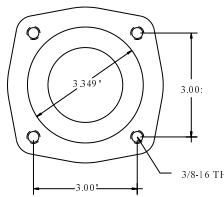
49580 Symmetrical (pr).....370.00
For all 3.150 O.D. bearings. 1" long. Titanium ends.



58580 Symmetrical (pr).....80.00
For all 3.150 O.D. bearings.

58580D Symmetrical (pr).....80.00
For all 3.150 O.D. bearings. 1" long.

58581 Symmetrical (pr).....80.00
For all 3.150 O.D. bearings. 1" long with 3/8-24 threaded holes.

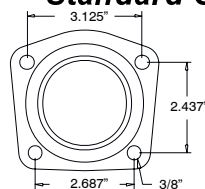


58585 Symmetrical (pr).....80.00
For 58506 Timken unit bearings.

58595 HD Symm.(pr).....175.00
For Heavy Duty 58508 double row ball bearings w/3.349 O.D. Existing caliper mounts require modifications for the larger bearing O.D.

Standard GM

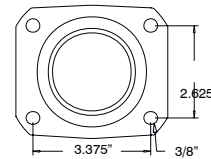
58600 Standard GM (pr).....80.00
For all 3.150 O.D. bearings.



58560 Standard GM (pr).....90.00
For 58506 Timken unit bearings.

Full Size GM

58400 Full Size GM (pr).....80.00
For all 3.150 O.D. bearings.



58450 Full Size GM (pr).....96.00
For 58506 Timken unit bearings.

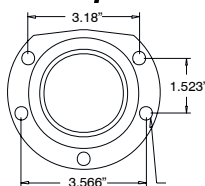
Mopar

53184 Mopar (pr).....102.30
For 56001 bearings. For seal.

53185 Mopar (pr).....114.40
For 56001 bearings, 1" long ends.

53188 Mopar (pr).....90.00
For 58506 Timken unit bearings.

53189 Mopar (pr).....90.00
For all 3.150 O.D. bearings.



MW "Hi-Torque" Axles

| | |
|--------|--|
| 50100 | Hi-Torque Axles, (pr)490.00 <i>Any length/flange/spline combination. (32 lbs*)</i> |
| 50100G | Gun Drilled Hi-Torque Axle, (pr)610.00 <i>1 1/16" diameter gun drilled with round holes in flanges. (27 lbs*)</i> |
| 50500 | Superlight Hi-Torque Axle (pr)645.00 <i>7/8" diameter gun drilled with pocket milled flanges. (19.9 lbs*)</i> |
| 50800 | Ultimate Hi-Torque Axle (pr).....875.00 <i>300M material with 1 3/16" diameter gun drilled and pocket milled flanges. (16.4 lbs*)</i> |

Drag Racing Axle Bearings

| | |
|-------|---|
| 58504 | Axle Bearings, 1-5/8" (pr)85.00 <i>Sealed bearings 3.150" O.D., 1.625" I.D.</i> |
| 58505 | Axle Bearings, 45 mm (pr)85.00 <i>Sealed bearings 3.150" O.D., 1.774" I.D.</i> |
| 58508 | Axle Bearings, 45 mm (pr)222.00 <i>Double row sealed ball bearings 3.347" O.D., 1.774" I.D. For 58595 Heavy Duty Symmetrical ends.</i> |

Drive Stud Nuts & Washers



| | |
|-------|--|
| 41527 | Titanium MW Base Nut*25.00 |
| 51515 | Stainless Steel Washer3.00 <i>For use with MW aluminum base nut only, 3/16" thick.</i> |
| 51527 | Stainless MW Base Nut12.00 |
| 55012 | Steel Washer, 1/8"1.75 <i>For use with standard flange lug nut, 1/8" thick.</i> |
| 55013 | Aluminum Washer, 3/8"1.75 <i>For use with MW base nut or standard nut, 3/8" thick.</i> |
| 55014 | Aluminum Washer, 9/16"1.75 <i>For use with MW base nut or standard nut, 9/16" thick.</i> |
| 55015 | Aluminum Washer, 3/4"1.75 <i>For use with MW base nut or standard nut, 3/4" thick.</i> |
| 55016 | Standard flange steel lug nut1.60 |
| 55017 | Aluminum Washer1.75 |
| 51520 | Encapsulated MW Nut, 1/8" grip (ea)10.00 <i>1/8" grip, threads relieved 1/8" on wheel side of nut</i> |
| 51521 | Encapsulated MW Nut, 3/8" grip (ea)10.00 <i>3/8" grip, threads relieved 3/8" on wheel side of nut</i> |




55700 Floater Assembly

MW Drag Race "HI-TORQUE" Axles



Steel Drive Stud Kits



| | |
|--|---|
| 51500 | Drive Studs 11/16" dia. (complete set)95.00 <i>A=3-1/2" B=1-3/16" C=1-1/2" D=13/16"</i> |
| 51540 | Drive Studs 11/16" dia. (complete set)95.00 <i>A=2-9/16" B=7/8" C=7/8" D=13/16"</i> |
| 51560 | Drive Studs 11/16" dia. (complete set)95.00 <i>A=4" B=1-3/16" C=2" D=13/16"</i> |
| 51580 | Drive Studs 11/16" dia. (complete set)95.00 <i>A=2-7/8" B=7/8" C=1-3/16" D=13/16"</i> |
| 51590 | Drive Studs 11/16" dia. (complete set)95.00 <i>A=3-13/16" B=7/8" C=1-3/4" D=13/16"</i> |
| Drive Stud Sets with MW Integral Lug Nuts180.00 <i>Add "A" to Part Number (specify washer thickness).</i> | |

Standard MW Floater Kits

| | |
|-------|--|
| 55700 | Full Floater Hub Assembly2298.00 <i>40 spline axles, 5 x 5" bolt pattern.</i> |
| 55750 | Full Floater Hub Assembly1925.00 <i>40 spline axles, 5 x 5" bolt pattern. Less floater spindles.</i> <i>For steel rotor kits with dual calipers per wheel, add "DC" to the part number and 350.00 to kit prices.</i> |

Carbon/Carbon Floater Kits

| | |
|-------|---|
| 55400 | Full Floater Hub Assembly4850.00 <i>40 spline axles, 5 x 5" bolt pattern.</i> |
| 55450 | Full Floater Hub Assembly4480.00 <i>40 spline axles, 5 x 5" bolt pattern. Less floater spindles.</i> <i>For carbon rotor kits with dual calipers per wheel, add "DC" to the part number and 850.00 to kit prices.</i> |

"In The Race For Quality, There is No Finish Line"



Third Members, Axles and Components

JBRC offers complete race-ready third members with your choice of components. We have a large inventory of **Richmond, Mark Williams and Strange** rear end components. Complete assemblies can be custom built to an individual's specifications ranging from nodular iron casings with standard spools to aluminum cases with titanium spools. Custom gear lightening is available. Professional assembly work performed by the same expert technicians that supply many of the third members to Pro teams. With JBRC's in-house assembly capabilities, your custom third member can be shipped, more often than not, within 24 hour.

Complete your rear end assembly in one stop!

Call For Options and Pricing



9" Ford Pro Gears

9" dia. ring gear, 1.875" dia. pinion stem, 35 spline pinion.

| | | |
|---------|------|---------------------------|
| 79-0043 | 3.89 | 9" Ford Large Pinion 9310 |
| 79-0045 | 4.11 | 9" Ford Large Pinion 9310 |
| 79-0079 | 4.29 | 9" Ford Large Pinion 9310 |
| 990444 | 4.44 | 9" Ford Large Pinion 9310 |
| 79-0080 | 4.57 | 9" Ford Large Pinion 9310 |
| 79-0070 | 4.71 | 9" Ford Large Pinion 9310 |
| 79-0086 | 4.77 | 9" Ford Large Pinion 9310 |
| 79-0060 | 4.86 | 9" Ford Large Pinion 9310 |

9" dia. ring gear, 1.313" dia. pinion stem, 28 spline pinion

| | | |
|---------|------|-----------------------|
| 79-0066 | 4.86 | 9" Ford Pro Gear 9310 |
| 79-0078 | 5.00 | 9" Ford Pro Gear 9310 |
| 79-0017 | 5.14 | 9" Ford Pro Gear 9310 |
| 79-0069 | 5.29 | 9" Ford Pro Gear 9310 |
| 79-0005 | 5.43 | 9" Ford Pro Gear 9310 |
| 79-0007 | 5.67 | 9" Ford Pro Gear 9310 |
| 79-0019 | 5.83 | 9" Ford Pro Gear 9310 |
| 79-0021 | 6.00 | 9" Ford Pro Gear 9310 |
| 79-0023 | 6.20 | 9" Ford Pro Gear 9310 |
| 79-0090 | 6.30 | 9" Ford Pro Gear 9310 |
| 79-0054 | 6.50 | 9" Ford Pro Gear 9310 |

Housing & 3rd Member Components

MAR55-0040 - Torco Gear Oil - \$7.95/qt

JBRC recommended, this oil has been race proven and provides superior adhesive strength and extreme anti-score protection. Safe for use with spool, open and positraction differentials.

- FEL2302 - Reusable 9" Gasket \$16.00**
- JB1001 - Drain Plug Weld Bung 4.50**
- JBRC-086 - Drain Plug, Teflon Gasket 2.50**
- MAR57913-10 - 3rd Member Stud Kit 29.00**
- JBRC-066 - 1/8 NPT Hsg Vent 4.50**
- JBRC-067 - 1/4 NPT Hsg Vent 5.00**



FREE TORCO Gear Oil & Transporter with the purchase of complete third member

**3rd Member Transport Box
MAR57999 - \$35.00**



LIGHTENED GEAR SETS

Motive 9" Ford Performance Gears

| PART NO. | RATIO | TEETH | AMOUNT |
|-----------|-------|-------|----------|
| F990429SP | 4.29 | 30-7 | \$320.00 |
| F990429BP | 4.29 | 30-7 | 330.00 |
| F990457SP | 4.57 | 32-7 | 320.00 |
| F990457BP | 4.57 | 32-7 | 330.00 |
| F990486SP | 4.86 | 34-7 | 320.00 |
| F990486BP | 4.86 | 34-7 | 330.00 |
| F990500SP | 5.00 | 35-7 | 320.00 |
| F990514SP | 5.14 | 36-7 | 320.00 |
| F990529SP | 5.29 | 37-7 | 320.00 |
| F990543SP | 5.43 | 38-7 | 320.00 |
| F990567SP | 5.67 | 34-4 | 320.00 |
| F990583SP | 5.83 | 35-6 | 320.00 |
| F990600SP | 6.00 | 36-6 | 320.00 |
| F990620SP | 6.20 | 31-5 | 320.00 |
| F990633SP | 6.33 | 38-6 | 320.00 |
| F990650SP | 6.50 | 39-6 | 320.00 |

SP = SMALL PINION BP = BIG PINION

JBRC offers a special ring gear lightening service for 9" Ford, 12 bolt GM (4:88 to 6:20 ratio) and Dana 60 gears. This process is done on a CNC lathe with special tooling to produce a generous radius and smooth finish. The result is a weight reduction of between 1/2 and 2-1/2 lbs.



Ring Gear Lightening Charge

9" Ford/12 Bolt/Dana 60, Ring Gears
LRG - \$85.00


The One Stop Chassis Shop

24-hour FAX (636) 356-4667 <http://jerrybickel.com> (636) 356-4727



Third Members & Components

Rear Suspension Components



4-Link Kit

The **JBRC** 4-Link rear suspension kit is manufactured with 4130 moly 4-link brackets, 1-1/4" x .095 4130 tubing, weld-in tube adapters utilizing **Aurora** XAM and XAB high-strength 4130 rod ends. **JBRC** 3/16" 4130 steel housing brackets are laser cut for accuracy. Rear brackets feature upper and lower wheelie bar tabs, lower shock mounts and cross tube provisions. The front brackets feature the same construction with 1/2" upper 4-Link adjustment holes for increased 4-link adjustability. Includes **JBRC** 4-link bolt kit. Upon request, a 4-link intersect file will be provided to be used with our **4-LINK Wizard Program**.


JBRC1106 - \$895.00

Mild Steel 4-Link Kit

Designed to deliver Pro performance for the Sportsman application. 3/16" hi-strength brackets have provisions for a doubler tube and crossbrace tube located to intersect with lower portion of housing which ties all 4 brackets to housing as one unit. Adjusting holes with 5/8" fasteners allow for fine tuning. Seamless 1" x .156 wall tubing, direct threaded with right and left threads with adjuster nut installed, make up the 4-link bars. **Aurora** HD extra strength shank rod ends, jam nuts and 4-link bolt kit.

JBRC1110 - \$479.00


Shock & Wheelie Bar Mount - JBRC1109 - \$39.00



Pictured above with optional Shock and Wheelie Bar Mount

4-Link Rod Ends

Don't compromise strength! We don't. Our kit utilizes **Aurora** XAM- and XAB heavy-duty shank, high strength alloy rod ends that have a load capacity of 40,572 lbs. Kit comes complete with rod ends and jam nuts.



Three Kits Available

JBRC1059
\$379.00

- 4- **XAM-10**
- 3/4"RH, 5/8" Hole
- 4- **XAB-10**
- 3/4"LH, 5/8" Hole
- 4- 3/4" LH Jam Nuts
- 4- 3/4" RH Jam Nuts

JBRC1059A
\$389.00

- 4- **XAM-10**
- 3/4"RH, 5/8" Hole
- 2- **XAB-10**
- 3/4"LH, 5/8" Hole
- 2- **XAB-8-3**
- 3/4"LH, 1/2" Hole
- 4- 3/4" LH Jam Nuts
- 4- 3/4" RH Jam Nuts

JBRC1059B
\$399.00

- 4- **XAM-8-3**
- 3/4"RH, 1/2" Hole
- 4- **XAB-8-3**
- 3/4"LH, 1/2" Hole
- 4- 3/4" LH Jam Nuts
- 4- 3/4" RH Jam Nuts

4-Link Bolt Kit

Vastly superior to Grade 8 and AN bolts, these **NAS** fine threaded, dimple headed hex bolts have a tensile strength of 160,000 psi and a shear strength of 95,000 psi. The grip length (unthreaded shank) shoulders the load of the rod end and the threaded portion is used for the clamping




force. The shouldered area of the bolt protects the bracket holes eliminating thread to bracket hole contact. Kit comes complete with stainless AN washers and self-locking high-temp lock nuts.

complete with stainless AN washers and self-locking high-temp lock nuts.

JBRC1037 from \$119.00






Sway Bar Kit

Designed to bolt to rear frame rails, the sway bar helps eliminate body roll caused by long and low 4-link intersect points. Nylon bushings eliminate possi-

bility of binding. For extreme service applications, a Heavy Duty unit is available.

JBRC1038 - \$275.00
JBRC1038HD - \$325.00



Welded Sway Bar

Same as our kit featured at left, but we've done the welding for you. Same high quality technology and materials.

JBRC1038W - price upon request

Wishbone Mounting Kit

The *JBRC* Wishbone Mounting Kits comes complete with all hardware to install the wishbone on chassis or rear end housing.



Welded Housing Mt.
JBRC1040 - \$85.00



Unwelded Housing Mt.
JBRC1040K - \$45.00



Chassis Mount
JBRC1114 - \$49.00

Bolt-On Diagonal Link Kit

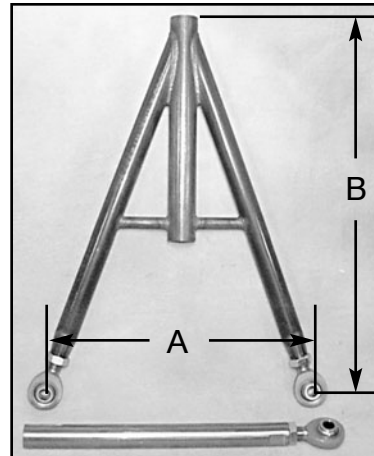
Our bolt-on diagonal link provides a quick and easy method to positively center the rear suspension. The unique clevis design takes the place of two lower 4-link or ladder bar attaching nuts. The diagonal link attaches to the clevis with *Aurora* 1/2" rod ends equipped with hi-misalignment bushings to make centering adjustments quick and easy.



Kit comes complete with 2 bolt-on clevis, right and

left hand rod ends, tube adapters, 36" length of 1"x.058" 4130 moly tubing and all attaching hardware.

5/8 18 UNF JBRC1113 \$109.00
3/4 16 UNF JBRC1113A 109.00
5/8 bolt on JBRC1113B 89.00
3/4 bolt on JBRC1113C 89.00



Wishbone

The strongest rear end centering device available. The *JBRC* Wishbone Kit is constructed of high-strength 4130 tubing. The unique design of our wishbone helps withstand bending during the high stress loads that can be experienced during tire


shake. The *JBRC* Wishbone Kit comes complete with *Aurora* high-misalignment HXAM 5/8" shank, 1/2" hole rod ends and jam nuts. This design is compatible for mounting on top or bottom of rear end housing. Two standard sizes to choose from. Custom sizes available upon request.

| Dimensions | |
|-------------|--------------------|
| Standard A= | 11 5/8" B= 16 1/8" |
| Wide A= | 14" B= 19 1/4" |

Standard - **JBRC1039 - \$295.00**
 Wide - **JBRC1039A - \$295.00**
 Custom - **JBRC1039C - \$350.00**

Hi-Tech Wishbone

Dimensionally the same as our JBRC1039 kit. The slide tube has three bronze teflon impregnated replaceable bushings to insure a minimum clearance for positive centering. The bushings are easily replaced when worn by removing retaining snap rings. The inner slide shaft has been machine ground for exact fit. Standard equipment on all *JBRC* Pro cars.



JBRC1039HT - \$395.00
Wide - JBRC1039HTA - \$395.00
Custom - JBRC1039HTC - \$425.00

Hi-Tech wishbone components shown at left

Shocks & Accessories

KONI Connection

As a distributor for KONI shock absorbers, we keep a wide range of shocks in stock. Listed below are the most common application for drag racing. If your application requires something less universal, we can get it for you. Call for pricing, let us shock you!

KONI Coil Over Shocks feature light-weight aluminum body construction and come equipped with upper and lower rod end mounting eye. Designed to use with 2-1/2" I.D. coil spring.


8216 Series

Aluminum bodied, single adjustable have rebound adjustable dampers and include an adjustable spring platform.



8212 Series

Aluminum, double adjustable have a unique valving and wide range of adjustment (both rebound and compression). This series of KONI dampers is adaptable to satisfy most suspension requirements.



| Part Number | Stroke | Max L | Min L |
|----------------|--------|--------|--------|
| 8212-1121 SPA1 | 5.13" | 15.88" | 10.75" |
| 8212-1126 SPA1 | 6.00" | 17.50" | 11.50" |
| 8212-1123 SPA1 | 7.00" | 19.50" | 12.50" |
| 8216-2027 | 2.52" | 11.26" | 8.74" |
| 8216-1906 SPA1 | 4.61" | 15.59" | 10.98" |
| 8216-1907 SPA1 | 5.44" | 17.17" | 11.73" |
| 8216-1908 SPA1 | 6.37" | 19.13" | 12.76" |

Koni Replacement Components

Bearings

1425.50.00.13 1" O.D. 1/2" I.D. \$14.00
1038.50.02.54 1" O.D. snap rg .60

Bump Rubbers

70.34.53.000.0 2 5/32" LONG 13.38
70.34.54.000.0 1 9/16" LONG 16.19

Electric Drag

70.29.01.228.0 Upper sp seat 21.47
71.29.11.048.0 Lower sp seat 20.31
71.29.13.003.0 Locking ring 16.15
15.29.04.0003.0 2.25 to 2.5 adp 2.19
71.80.40.048.0 Electric Box 349.13
71.80.10.034.0 Wire harness 75.00

8212

70.29.01.121.0 Upper sp seat \$15.20
8212.29.129 Lower sp seat 17.50
8212.29.011 Locking ring 17.50
15.29.04.003.0 2.25 to 2.5 adp 2.19

8216

70.29.01.119.0 Upper sp seat 35.59
70.29.11.129.0 Lower sp seat 41.69
71.29.13.011.0 Locking ring 40.08

80-2650

70.29.01.230.0 Upper sp seat 38.64
70.29.11.246.0 Lower sp seat 42.67
70.29.13.002.0 Locking ring 28.38
70.52.21.134.0 Rubber Bushing 35.84
70.52.21.134.0 Rubber bushing 12.00

80-2650 SPA1

The 80-2650 SPA1 is an economical steel bodied coil over that is designed for use with 2 1/2" I.D. springs. These single adjustable dampers are internally adjustable on rebound with a fixed compression setting. The 80-2650 SPA1 mounting has a 1/2" I.D. rubber mounting bushings.

\$109.00 / ea



| Part Number | Stroke | Max L | Min L |
|--------------|--------|--------|--------|
| 80-2650 SPA1 | 5.08" | 15.71" | 10.63" |

Tow Shocks

It's no secret (or known fact) that your racing shocks are damaged by the thousands of miles traveled during the year in the trailer which causes continual rebound and compression. **JBRC** along with **KONI** has a solution! The 30 Series Gas-Hydraulic Travel Shock System is a direct bolt-on for the KONI single, double adjustable or electric shock system. Simply replace your race shocks at the end of each event with the Travel Shock System and experience the advantage of saving wear-and-tear on your race shocks while also saving hundreds of dollars in rebuild and dyno testing costs.

KONJBRC TOW - \$159.60 / ea




"In The Race For Quality, There is No Finish Line"



Shock Dyno


JBRC now offers in house and track shock dyno testing. You can send in your shocks to be tested at our shop. If any repairs are needed, we will have KONI rebuild your shocks and components to factory specifications. At the events that our motorhome attends, we will dyno your shocks. Furnish a dyno sheet showing a graph of your shocks bump and rebound. We have a large supply of replacement shocks with us at every event.




Air Operated Shock Adjustment System

The air operated shock bump adjustment system keeps shocks stiff on the line, allowing the car to "get up on the tire" and then shift to a soft setting for the remainder of the run. When installed on electric shocks, this can control the bump and rebound adjustments of the shocks during the run. Kit is installed at our shop on your shocks and comes complete with air solenoid, delay timer, mounting bracket, air switch, wiring, air lines and fittings.

JBRC1061 - \$1,495.00



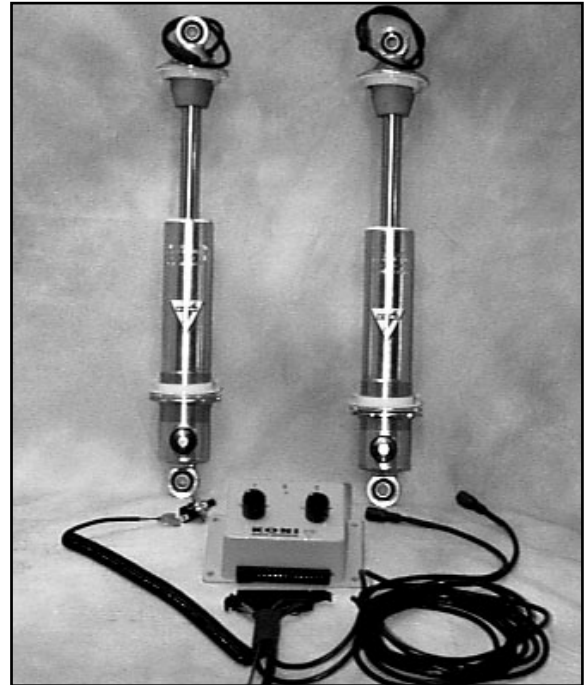
System at left
←
Control System at right
→



KONI Electric Shocks


A remote activated switch instantaneously increases or decreases rebound forces. Connection is made via a micro-processor to an electric servo motor built into the piston rod. 12 independent manual compression adjustments available. Accepts 2-1/4" or 2-1/2" I.D. springs.

12-2021 Electric Shock System



Electric Shock Box Mount

Constructed of .050 4130 moly, this simple bracket makes mounting of the electric control




box and delay timer a breeze. 4 anti-vibration mounts secure bracket to mounting surface, stainless hardware included.

JBRC3017 - \$39.00

Voltage Reducer

Recommend for the power input to Koni Electric Shocks installed on 16 volt systems. High voltage can cause the shock box to go into a pause mode and fail to shift the shocks properly.

JBRC5534 - \$6.00



Coil Over Springs

| Height | Diameter | Rate | Amount | Unit | P/N |
|--------|----------|------|--------|------|--------------|
| 8" | 2-3/8" | 175# | 48.00 | EA | JBRC8-08-175 |
| 8" | 2-3/8" | 200# | 48.00 | EA | JBRC8-08-200 |
| 8" | 2-3/8" | 250# | 48.00 | EA | JBRC8-08-250 |
| 9" | 2-3/8" | 155# | 48.00 | EA | JBRC8-09-155 |
| 9" | 2-3/8" | 175# | 48.00 | EA | JBRC8-09-175 |
| 9" | 2-3/8" | 187# | 48.00 | EA | JBRC8-09-187 |
| 9" | 2-3/8" | 200# | 48.00 | EA | JBRC8-09-200 |
| 9" | 2-3/8" | 235# | 48.00 | EA | JBRC8-09-235 |
| 12" | 2-1/2" | 85# | 48.00 | EA | JBRC8-12-085 |
| 12" | 2-1/2" | 95# | 48.00 | EA | JBRC8-12-095 |
| 12" | 2-1/2" | 110# | 48.00 | EA | JBRC8-12-110 |
| 12" | 2-1/2" | 120# | 48.00 | EA | JBRC8-12-120 |
| 12" | 2-1/2" | 140# | 48.00 | EA | JBRC8-12-140 |
| 12" | 2-1/2" | 175# | 48.00 | EA | JBRC8-12-175 |
| 14" | 2-1/2" | 75# | 48.00 | EA | JBRC8-14-075 |
| 14" | 2-1/2" | 85# | 48.00 | EA | JBRC8-14-085 |
| 14" | 2-1/2" | 95# | 48.00 | EA | JBRC8-14-095 |
| 14" | 2-1/2" | 100# | 48.00 | EA | JBRC8-14-100 |
| 14" | 2-1/2" | 110# | 48.00 | EA | JBRC8-14-110 |
| 14" | 2-1/2" | 120# | 48.00 | EA | JBRC8-14-120 |
| 14" | 2-1/2" | 130# | 48.00 | EA | JBRC8-14-130 |
| 14" | 2-1/2" | 140# | 48.00 | EA | JBRC8-14-140 |
| 14" | 2-1/2" | 155# | 48.00 | EA | JBRC8-14-155 |
| 14" | 2-1/2" | 175# | 48.00 | EA | JBRC8-14-175 |

JBRC has taken the technology acquired from years of racing experience to design our coil-over springs. A high grade of chrome silicon steel is used on each spring. This material will hold its designed setting for an extended period of time. They are precision wound and preset to exact specifications. We stock a large supply of 2 3/8" and 2 1/2" i.d. springs in 8", 9", 12" and 14" lengths.




Our parts department has years of experience in recommending the proper spring rate for your application. All **JBRC** springs are powercoated for long lasting good looks and easy identification. Every spring is marked with its rate.

Shock Spuds

- .875 x 1.500 OAL
 - 1/2 - 20 NF Thread
 - Intregal .250 misalignment
- JB1009 \$12.50 ea**



Billet Aluminum Spring Spacers and Bearings



1/2" JB1066 - \$30.00 pr

1" JB1067 - \$30.00 pr


Thrust Bearings JBRC1045 - \$25.90 pr

Upper & Lower Shock Bolt Kit

- NAS Shoulder Bolts
- Lock Washers
- Misalignment Bushings

JBRC1037B - \$45.00

Bushing JBRC5860 - \$2.00



Adjustable Lower Shock Mount




Designed to fit popular coil over shocks, this kit provides an adjustable lower mounting point. Fits 3" OD axle housing tube and allows 6" of height adjustment in 1" increments. 1/4" housing brackets and 3/16" shock brackets and all mounting hardware included.

JBRC1111 - \$79.00

Upper Coil Over Shock Mount Kit

The upper shock eyelets attach to a weld-in horizontally mounted crossmember with four 1/8" 4130



mounting tabs. Your choice of 1-5/8"x.083 4130 moly or 1-5/8"x.125 seamless mild steel (36" length). Kit comes complete with bolts, self-locking nuts and misalignment bushings.


JBRC1112 - \$49.00




Pedal Components

Ultra Light Pedal Assembly Kit

The **JBRC Pro 4130 Ultra Light Pedal Assembly Kit** is extremely light weight without compromising strength. All friction surfaces have roller bearings to eliminate binding. Heavy duty clutch cross shaft with double shear clutch arm allows for accurate air gap settings during clutch adjustment. Pedals have a mesh grading to eliminate slippery pedal surfaces. The tubular structural design of the gas pedal eliminates all flex during wide open throttle conditions. The brake pedal has been designed with the correct pedal to master cylinder ratio which is required for proper stopping pressures and maximum brake life. This kit is available without clutch pedal for automatic transmission cars.



| Description | Part Number | Amount |
|---------------------|-----------------|----------------|
| Gas Pedal Only | JBRC1012 | \$75.00 |
| Brake Pedal Only | JBRC1013 | 75.00 |
| Clutch Pedal Only | JBRC1014 | 75.00 |
| Brake & Gas Only | JBRC1015 | 245.00 |
| Brake, Clutch & Gas | JBRC1016 | 295.00 |
| Cros Shaft Only | JBRC1009 | 80.00 |



Needle Roller Bearings
B1612 - 3/4" Wide - \$8.50
B1616 - 1" Wide - \$8.50


Bearing
 Dimensions
 I.D. 1.000
 O.D. 1.250

Used in JBRC pedal cross shaft assemblies

Complete cross shaft pedal assembly shown above with optional gas pedal stop. Photo not of actual chassis - display purposes only.

Gas Pedal Mount Kit

The **JBRC** mounting kit is designed to be used with our gas pedal. It is most commonly mounted from the steering column braces. Constructed of light-weight 4130 moly tubing for strength.



JBRC1012A - \$25.00

Gas Pedal Stop

This weld-on, adjustable positive pedal stop is constructed of 4130 moly steel for maximum strength. The gas pedal stop eliminates linkage flex which can result in breakage. Adjustment of this stop is a must each time engine and/or carburetor changes are made.



JBRC1102 - \$25.00

Pedal Boot Kit

Give the interior of your race car a professional look while sealing out unwanted exhaust fumes and track dirt. Available in black ballistic with or without kevlar lining. Comes complete with boot retaining ring and with attaching hardware.



Ballistic
JBRC3001 - \$29.00

Kevlar Lined
JBRC3002 - \$49.00

Clutch Pedal Stop

The clutch stop allows for consistent pedal travel each time the pedal is depressed so that dead nuts accurate air gap adjustments can be made.




JBRC1103 \$25.00

Brake Pedal Push Rod

The **JBRC** push rod is constructed of 5/8" OD 4130 .058 wall tube with a 5/16" hole clevis welded on one end and a 3/8" right hand tube adapter to be welded after cutting to desired length.

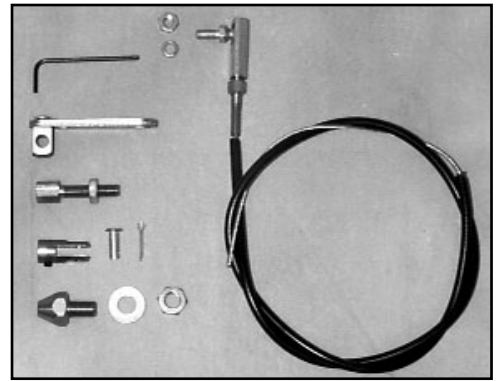
JBRC1017 - \$25.00



Throttle Cable

6' Universal throttle cable available. Can be custom tailored for your application.

6' Cable
JBRC5039
\$49.00




Clutch Linkage

Constructed of 5/8"x.058 4130 moly with center hex nut for easy adjustments. Weld bungs included to fit 3/8" right and left rod ends.

Without Rod Ends - **JBRC1018 - \$25.00**
With Rod Ends - **JBRC1050 - \$40.00**


Pictured
with rod
ends



Quick Release Linkage Ends

| | | |
|-----------------|-----------|----------------|
| A31799 | 10-32 | \$10.00 |
| A31126 | 1/4-28 | \$10.00 |
| 6058-K32 | 1/4-28 HD | \$12.00 |

Adjustable Throttle Linkage




Eliminate throttle linkage problems with the **JBRC** 4130 moly throttle linkage. Designed so that length can be adjusted simply by removing the quick pin and selecting a desired setting. A quick release carburetor throttle linkage is supplied for both ends of the linkage. This linkage, along with a positive pedal stop, will insure wide open throttle performance virtually eliminating linkage failures.

10-32 - **JBRC1049 - \$49.00**
1/4-28 - **JBRC1049HD - \$59.00**

Hand Brake

The **JBRC** hand brake kit is designed to be used in conjunction with the **JBRC** pedal assembly. A hand brake allows the driver to stage keeping his right foot on the gas pedal and eliminates the need to set the brake pressure and use of line lock during staging.

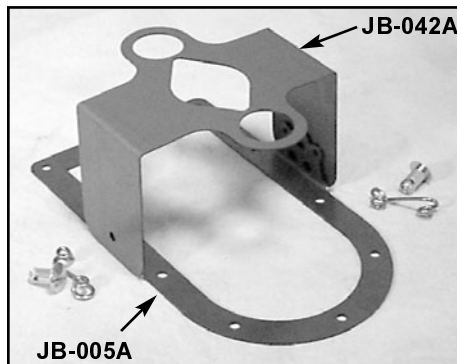


JBRC1019 - \$150.00



Master Cylinder Mount Kit

Designed to mount Mopar style master cylinders on round tube chassis. Made of .125 4130 moly and comes with gussets, adjustable rear support and NAS hardware.

JBRC1020 - \$45.00



Master Cylinder Protection Plates

Floor support ring (JB-005A) strengthens floor around master cylinder opening. Protection plate (JB-042A) protects the master cylinder itself from possible damage and keeps caps in place. Fabricated from .050 4130 plate.

JB-005A - \$15.00
JB-042A - \$18.00

"In The Race For Quality, There is No Finish Line"

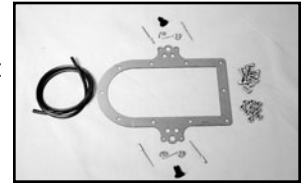


NEW!



Carbon Fiber Master Cylinder Cover

The slickest way on the planet to cover and protect you master cylinder. Extra long to allow trim fitting to any style floor. Floor protection plate has built in dzus fastener tabs to make the installation easy. Comes as a complete kit or cover only.



Complete Kit **JBRC3026K** - \$69.00

Cover only **JBRC3026** - \$49.00



Mopar Style Master Cylinders

Dual 1" master cylinder features aluminum housing, factory mounting hole pattern and outlet thread size, large capacity plastic reservoir, master cylinder push rod and dust boot. These master cylinders can be used with drum or disc brakes. Available in both Pro model shown at left and the more economical Sportsman model shown at right.

Pro Models

JBRC1063
cylinder only
\$129.00

JBRC1063A
complete kit
\$199.00

Sportsman Model

WIL2604894 \$119.00



JBRC1064
pushrod kit
\$79.00

Composite Master Cylinder


Wilwood's high strength, lightweight composite master cylinder combine aerospace manufacturing technology with racing performance requirements. The carbon reinforced composite revivor is molded around a durable aluminum bore which is brush honed to ensure maximum cup seal life and fit. An increase of 30% more stroke provides greater volume eliminating pedal pumping, and a large fluid reservoir with unique internal baffling prevents fluid aeration and assures volume requirements to accommodate the long 1-1/2" stroke. Composite materials resists heat retention, lowering fluid operation temperature, while the compact design weighs only 14 ounces - less than half the weight of similar cylinders. Wilwood's composite master cylinders incorporate both front and side mounting capabilities.

Pedal Assemblies



These forward mount pedal assemblies are available in both floor mount (6:1 ratio) and swing mount (7:1 ratio) configurations, and are ideal for clutch and single master cylinder brake applications. Designed to accept either our Composite, Remote Combination or Tandem Master Cylinders (Tandem requires use of our adapter kit), these pedals are strong, compact and lightweight (1.1 pounds). Our pedals are corrodng resistant and come with anti-slip floor pads.

| DESCRIPTION | PART NO. | PRICE |
|------------------------------|----------|---------|
| Floor Mount Pedal Assy (6:1) | 340-1289 | \$57.64 |
| Swing Mount Pedal Assy (7:1) | 340-1290 | 57.64 |



NEW!

| DESCRIPTION | PART NO. | PRICE |
|--------------------|----------|---------|
| 3/4" Composite M/C | 260-1101 | \$60.00 |
| 7/8" Composite M/C | 260-1102 | 60.00 |
| 1" Composite M/C | 260-1103 | 60.00 |
| 3/4" Diecast M/C | 260-6764 | 53.99 |
| 7/8" Diecast M/C | 260-6765 | 53.99 |
| 1" Diecast M/C | 260-6766 | 53.99 |

Rebuild Kits Available (Call for Pricing)


The One Stop Chassis Shop

24-hour FAX (636) 356-4667 <http://jerrybickel.com> (636) 356-4727



Stage Gauges

The stage gauge is used to set minimum and consistent brake pressures necessary when staging. Helps pinpoint brake system and pedal ratio problems.



AUT4426
\$75.00

LAM882
\$69.80



AUT4826
\$79.00



Pro Stock Brake Line Kit

We have done the leg work for you! Save time and money and achieve professional results by using the *JBRC* complete four wheel brake line kit. Kit is complete with 25' of 3/16" steel tubing, 6' of #3 teflon stainless braided hose, all necessary fittings, weld-on bulkhead mounting tabs and brake line to chassis mounting straps. An additional feature of our kit is that it includes the required fittings for line lock hook-up. Optional stainless steel upgrade.

Brake Line Kit - JBRC5014 - \$149.00


With Stainless Line - JBRC5014A - \$199.00

Brake Line Fittings



Master Cylinder Fittings

| NO. | Part Number | Description | Amount |
|-----|-------------|---------------------------------|---------|
| 1 | 804-3D | 3AN Bulkhead Tee On Run | \$10.00 |
| 2 | 833-3D | 3AN 90 Bulkhead | 6.50 |
| 3 | 6091-03P | 90 #3 TFE Hose End | 8.50 |
| 4 | 6046-03P | 45 #3 TFE Hose End | 8.50 |
| 5 | 6001-03P | Straight #3 TFE Hose End | 5.50 |
| 6 | 818-3S | #3AN Tube Nut (Steel) | .75 |
| 7 | 819-3S | #3AN Tube Sleeve (Steel) | .75 |
| 8 | 816-3S | 1/8" Pipe #3 AN Adapter (Steel) | 1.25 |
| 9 | AUR3/8RH | #3AN RH Bulkhead Nut (Steel) | .40 |
| | 983203 | #3 AN Straight Bulkhead | 4.00 |



JB1073 - \$9.95

1/2" to -3 AN

JB1074 - \$9.95

9/16" to -3 AN

Banjo 9/16" - **LAM1841A - \$24.95**

Banjo 1/2" - **LAM1841B - \$24.95**

Caliper Banjo - **LAM1841C - \$21.95**



Proportioning Valve

Billet aluminum construction with pressure adjustments from 100-1000 psi. This lets you fine tune the front to rear braking balance.

WIL260-2220

\$44.95

Brake Fluid

Specially formulated Hi-Temp Racing Brake Fluid has extremely high boiling point to withstand the severe heat requirements of drag racing. Low viscosity allows easy bleeding of brake system. 12 oz. bottles

WIL290-0633 - \$6.95




Roll Control Valve

- Stainless Steel Valve Assembly
- Fully Enclosed Electrical Coil
- Finned Aluminum Housing For Heat Dissipation

HUR1745000 - \$109.00

Valve Only



WIL260-2220 - \$44.95

Residual Pressure Valves

In-line residual pressure valves retain a specific brake line pressure to eliminate excessive pedal travel in both disc and drum brake systems.

2# - WIL260-1874 - \$18.95

10# - WIL260-1876 - \$18.95

2# - LAM888 - \$33.95

"In The Race For Quality, There is No Finish Line"



Steering Rack & Pinion



Rack & Pinion Steering

JBRC offers this new OEM replacement 71-72 Pinto rack and pinion. Factory mounting locations make professional installation possible. This unit features a chrome center tube and a polished housing. For these reasons, we use and recommend this steering assembly.

WIL3502038 - \$229.00



Rack & Pinion Mount

Mounting the rack and pinion can be easily accomplished by using the JBRC mounting kit. The squeeze clamp design eliminates the need for welding to the chrome tube of the rack and pinion. The driver's side threaded spud mount provides a strong, yet simple mounting method.

JBRC1023 - \$29.00




Tie Rod Kit

The JBRC Tie Rod Kit is designed to be used with the 71-72 Pinto rack assembly. Engineered to adapt to the stock tie rods, this kit slips over and welds in place. Kit includes Aurora HXAM high-misalignment rod ends, making the steering arm connection simple and tow-in adjustments possible. NAS bolts and titanium safety washers included.

JBRC1022 - \$149.00

Tie Rod Tubes Only - **JB1010 - \$40.00 pr.**



Steering Column Kits

The steering column should be light-weight yet not compromise strength. We have designed our steering column with this requirement in mind. Constructed of 4130 moly tubing, consisting of 1-1/4" column with 3/4" shaft, teflon column bushings, aircraft quality u-joint, splined rack adapter and your choice of **Mark Williams** or **Wilwood** removable hub. You won't find a better column kit on the market. This kit is complete with column to chassis supports and is available with single or dual u-joints.

| Part No. | Hub Type | # U-Joints | Amount |
|-----------|------------|------------|----------|
| JBRC1021 | 5-bolt SFI | single | \$249.00 |
| JBRC1021A | 3-bolt | single | 149.00 |
| JBRC1021B | 3-bolt | dual | 179.00 |
| JBRC1021C | 5-bolt SFI | dual | 299.00 |

Lower Steering Shaft Bushing Kit



This bushing is required on all dual u-joint applications and recommended on all shafts. The kit comes complete with bushings, bushing housing and chassis mounting tube.

JBRC1104 - \$25.00

Replacement Nylon bushings

JBRC1104A - \$8.00 ea.

Removable Hubs

Having the option of removing the steering wheel makes racing easier for the driver to exit the car and crew members to work on it. In emergency situations, this feature is a necessity. We offer the four types of steering hubs pictured above. Certain classes require SFI certification of hubs, please specify when ordering.

| Hub Type | SFI | Part No. | Amount |
|----------|-----|------------|----------|
| 3-Bolt | No | WIL2702016 | \$29.00 |
| 4-Bolt | Yes | MAR10020 | \$76.00 |
| 5-Bolt | Yes | MAR10025 | \$115.00 |
| 3-Bolt | Yes | MAR10060 | \$96.00 |
| 3-Bolt | Yes | STR1000 | \$75.00 |
| 5-Bolt | Yes | STR1200 | \$86.00 |




NEW!

The One Stop Chassis Shop

24-hour FAX (636) 356-4667 <http://jerrybickel.com> (636) 356-4727

Steering Joints




CUR7428 - 3/4" x 3/4" I.D., all steel, slim line construction with ball and pin grease zerk in cross shaft.
\$50.00

JBRC5040 - 3/4" x 3/4" joint is permanently grease sealed by a rubber boot. Made of quality cadmium plated steel.
\$69.00

CUR7422 - Same construction features as CUR7428 except it has Pinto internal splines on one end and includes positive self-locking safety nut.
\$65.00

JBRC5041 - Pinto splined rack adapter is machined from high strength steel with Pinto internal spline on one end and 3/4" I.D. on opposite end and includes positive self-locking safety nut.
\$19.75



5-Bolt Wheel Adapter

Adapter kit designed to bolt a 5-bolt Wheel to 3-bolt quick release hub. 4130 moly & all hardware.

JB-054A - \$15.00

"Pinless" Quick Release Hubs

The "pinless" type features a positive lock system with a squeeze release slip ring mechanism to provide the maximum in safety and convenience to all race cars. All hub meet S.F.I. 42.1 specifications.

- | | | |
|-------------|-------------------------|----------------|
| 3001 | GM Spline 3 Bolt Wheel | \$89.00 |
| 3004 | 3/4" Shaft 3 Bolt Wheel | 89.00 |
| 3021 | GM Spline 5 Bolt Wheel | 99.00 |
| 3024 | 3/4" Shaft 5 Bolt Wheel | 99.00 |



NEW!

BORGESON **NEW!**

Pin and Block Universal Joints

The advantage to the pin and block style of universal joint is a high strength to weight, size and cost ratio. These joints are manufactured from high strength billet alloy heat treated steel. U10H Series 1" O.D. Not recommended for street use.
 Smooth Bore to Smooth Bore **\$41.05**
 Smooth Bore to Spline **50.52**



Single Needle Bearing Joints

Needle bearing joints last up to 10 times longer than non-needle bearing joints. Recommended for vehicles that are street driven. Permanently lubricated and sealed. They require no maintenance. U16N Series 1 5/8" O.D.
 Smooth Bore to Smooth Bore **\$61.00**
 Smooth Bore to Spline **64.50**



Steering Wheels

The Pro's choice! This attractive 3-spoke design, 13" diameter rubber gripped wheel features light-weight aluminum construction. Choose from black, red or blue vinyl grip. This wheel bolts directly to the **Mark Williams** quick release hub



and can be found on all **JBRC** built cars.

GRA763-1 Black \$70.00

GRA778 Red \$70.00

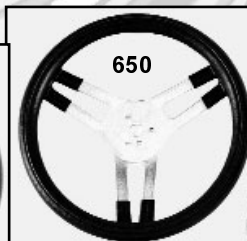
GRA781 Blue \$70.00

JBRC5503W w/stretch cord \$149.00

GT Steering Wheels

Grant offers a variety of aluminum spoke wheels for all types applications. The "D" shaped wheels were inspired by Formula 1 race cars.

- | | | |
|-------------|---|-----------------|
| 1110 | Carbon Fiber Design, 13", 5-Bolt | \$175.00 |
| 650 | Smooth foam cushion grip, 6061 Aluminum spokes, 13", 3-Bolt | 59.00 |
| 712 | Black "D" shape, 13", drill to fit | 99.00 |



AURORA

| Part Number | Shank | Hole | Material | Thread | Amount |
|---------------|--------|--------|----------------------------|--------|--------|
| AB-5 | 5/16" | 5/16" | 4130 Chrome Moly | LH | 16.74 |
| AM-5 | 5/16" | 5/16" | 4130 Chrome Moly | RH | 16.48 |
| AB-6 | 3/8" | 3/8" | 4130 Chrome Moly | LH | 19.48 |
| AM-6 | 3/8" | 3/8" | 4130 Chrome Moly | RH | 19.25 |
| AB-8 | 1/2" | 1/2" | 4130 Chrome Moly | LH | 28.95 |
| AM-8 | 1/2" | 1/2" | 4130 Chrome Moly | RH | 28.71 |
| AB-10 | 5/8" | 5/8" | 4130 Chrome Moly | LH | 38.81 |
| AM-10 | 5/8" | 5/8" | 4130 Chrome Moly | RH | 38.57 |
| AB-12 | 3/4" | 3/4" | 4130 Chrome Moly | LH | 55.29 |
| AM-12 | 3/4" | 3/4" | 4130 Chrome Moly | RH | 55.08 |
| CB-3 | 10/32" | 10/32" | Mild Steel | LH | 5.02 |
| CM-3 | 10/32" | 10/32" | Mild Steel | RH | 4.82 |
| CW-3 (Female) | 10/32" | 10/32" | Mild Steel | RH | 4.65 |
| CB-4 | 1/4" | 1/4" | Mild Steel | LH | 5.15 |
| CM-4 | 1/4" | 1/4" | Mild Steel | RH | 4.96 |
| CB-5 | 5/16" | 5/16" | Mild Steel | LH | 5.64 |
| CM-5 | 5/16" | 5/16" | Mild Steel | RH | 5.45 |
| CB-6 | 3/8" | 3/8" | Mild Steel | LH | 6.41 |
| CM-6 | 3/8" | 3/8" | Mild Steel | RH | 6.21 |
| CB-7 | 7/16" | 7/16" | Mild Steel | LH | 7.55 |
| CM-7 | 7/16" | 7/16" | Mild Steel | RH | 7.35 |
| CB-8 | 1/2" | 1/2" | Mild Steel | LH | 10.17 |
| CM-8 | 1/2" | 1/2" | Mild Steel | RH | 9.98 |
| CB-10 | 5/8" | 5/8" | Mild Steel | LH | 13.84 |
| CM-10 | 5/8" | 5/8" | Mild Steel | RH | 13.64 |
| CB-12 | 3/4" | 3/4" | Mild Steel | LH | 18.86 |
| CM-12 | 3/4" | 3/4" | Mild Steel | RH | 18.66 |
| HXAM-6T | 7/16" | 3/8" | 4130 Moly, Hi-Misalignment | RH | 53.49 |
| HXAM-7T | 1/2" | 7/16" | 4130 Moly, Hi-Misalignment | RH | 64.37 |
| HXAM-8T | 5/8" | 1/2" | 4130 Moly, Hi-Misalignment | RH | 79.62 |
| XAM-8 | 5/8" | 1/2" | 4130 Heavy Duty | RH | 38.51 |
| XAB-8 | 5/8" | 1/2" | 4130 Heavy Duty | LH | 38.71 |
| XAM-8-3 | 3/4" | 1/2" | 4130 Heavy Duty | RH | 55.50 |
| XAB-8-3 | 3/4" | 1/2" | 4130 Heavy Duty | LH | 55.50 |
| XAB-10 | 3/4" | 5/8" | 4130 Heavy Duty | LH | 55.23 |
| XAM-10 | 3/4" | 5/8" | 4130 Heavy Duty | RH | 55.04 |
| XALB-8 | 5/8" | 1/2" | Aluminum | LH | 33.40 |
| XALM-8 | 5/8" | 1/2" | Aluminum | RH | 33.40 |
| XB-10 | 3/4" | 5/8" | Mild Steel, Heavy Duty | LH | 31.42 |
| XM-10 | 3/4" | 5/8" | Mild Steel, Heavy Duty | RH | 31.22 |

| Part Number | Thread | Amount |
|-------------|------------|--------|
| 1/4-RH-JAM | 1/4-28 RH | .32 |
| 1/4-LH-JAM | 1/4-28 LH | .44 |
| 5/16-RH-JAM | 5/16-28-RH | .34 |
| 5/16-LH-JAM | 5/16-28-LH | .56 |
| 3/8-RH-JAM | 3/8-24-RH | .36 |
| 3/8-LH-JAM | 3/8-24-LH | .60 |
| 7/16-RH-JAM | 7/16-24-RH | .44 |
| 7/16-LH-JAM | 7/16-24-LH | .71 |
| 1/2-RH-JAM | 1/2-20-RH | .45 |
| 1/2-LH-JAM | 1/2-20-LH | .95 |
| 5/8-RH-JAM | 5/8-18-RH | .54 |
| 5/8-LH-JAM | 5/8-18-LH | .90 |
| 3/4-RH-JAM | 3/4-16-RH | .74 |
| 3/4-LH-JAM | 3/4-16-LH | 1.43 |

Jam Nuts

The One Stop Chassis Shop

24-hour FAX (636) 356-4667 <http://jerrybickel.com> (636) 356-4727

PRO STRUT

JBRC Pro Strut




FEATURES:

- Large diameter shaft for increased load support and less deflection.
- **KONI's** latest generation valving for increased bump dampening control.
- All Struts are Double Adjustable for total tuning capability.
- Standard Length and Special "Low Profile" configurations available.
- Increased size Oil Reservoir for "Fade" resistance.
- All Structural Components manufactured from 4130 chromoly steel.
- Polished finish with electroless nickel plating provides a professional quality appearance.
- Detent locking spring adjuster.
- **Mark Williams** state-of-the-art braking system featuring a "New Concept" floating rotor eliminating the problem of wheel runout causing brake drag.

MARK WILLIAMS Enterprises

And There's More



SELF-ALIGNING FLOATING DISC

- Cleaning/Lighting Holes
- Expansion Controlled Drive Lug System
- Optional Carbon/Carbon Disc Available

ONE PIECE CALIPER

- Unique One Piece Design Minimizes Anvil Deflection
- Dual Piston Small Bore Caliper
- Piston Pilot Guides Prevent Cocking
- Aircraft O-Ring Sealed Inlet Boss
- Torque Forces Not Absorbed By Caliper Body

NEW!

Strut Assemblies - Double Adjustable

JBRC1200 JBRC Double Adjustable Strut Suspension and Brake Assembly (Standard length).....**\$3,450.00**

JBRC1201 JBRC Double Adjustable Strut Suspension and Brake Assembly (1-1/2" over-

Strut - Components

JBRC1202 JBRC Strut Lower Control Arms (Pair) Includes stainless steel lower control arm bearings, spirolox and hardware.....**\$200.00**

JBRC1203 Aurora 4130 Rod End Kit for JBRC Struts -Includes (4)RAM-8T,(2) HXAM-6T-5.**\$279.00**

JBRC1204 Special Strut Wheel Bearing Kit -Includes all bearings,wheel seals and cotter pins (for 2 wheels).....**\$89.00**

MAR73300 Mark Williams Steel Front Brake System.....**\$724.00**


MAR73400 Mark Williams Carbon Front Brake System.....**\$2,895.00**

MAR73004-4 Mark Williams Steel Front Brake Replacement Pads (set of 4).....**\$68.80**

MAR73105-4 Mark Williams Carbon Front Brake Replacement Pads (set of 4).....**\$637.00**

KONI

Racing



KONI Special Designed (new generation) strut valving. Featuring double external adjustments for the ultimate in dampening control, standard on all strut kits.




Front Suspension



Lamb Strut Systems

Lamb's superior design has been combined with unmatched standards to ensure the finest struts possible. All components from the precision alloy shock shafts, pistons, cylinders and 4130 heat-treated control arm assemblies and brackets, are made in-house to Lamb's exacting specifications. Only the highest quality rod ends, manufactured of 4130, 4340 or 17-4PH stainless steel are used on Lamb Struts. All struts assemblies come less, control arms, control arm rod ends and tie rod ends.



Strut Assemblies - Single Adjustable

- #1 Lamb Strut Suspension and Brake Assembly (Standard length) **\$3,450.00**
- #1A Lamb Strut Suspension and Brake Assembly (1-1/2" overall shorter length than standard) **\$3,450.00**

Strut Assemblies - Double Adjustable

- #1DA Lamb Double Adjustable Strut Suspension and Brake Assembly (Standard length) **\$3,995.00**
- #1ADA Lamb Double Adjustable Strut Suspension and Brake Assembly (1-1/2" overall shorter length than standard) **\$3,995.00**

Strut - Components

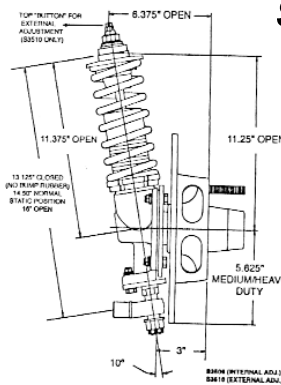
- #2 Lamb Strut Lower Control Arms (Pair) Includes stainless steel lower control arm bearings, spirolox and hardware **\$325.00**
- #3 NMB Stainless Steel Rod End Kit for Lamb Struts - Includes (2) ARY6ECR, (4) ART8ECR rod ends & nuts **\$399.00**
- #3A Aurora 4130 Rod End Kit for Lamb Struts - Includes (2) ARY6ECR, (4) RAM8TC2 Aurora 4130 rod ends & nuts **\$279.00**
- #2009 Special Strut Wheel Bearing Kit - Includes all bearings,



Strut Lower Control Arm Mount

The *JBRC* strut lower control arm mounting kit consists of (8) 4130 x .125" thick mounting tabs for a double shear installation. Kit includes misalignment washers, NAS bolts, -AN washers and self locking nuts.

JBRC1037A - \$80.00



Strange Strut Systems

Forged aluminum body x-rayed and penetrant inspected to insure quality

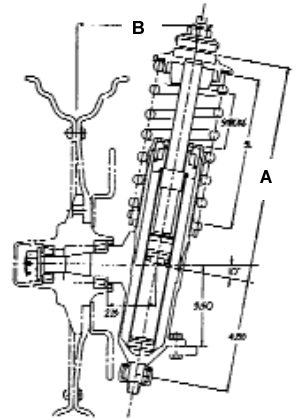
- 17-4 Stainless steel spindles
- Koni/Strange wet kits
- Includes lower control arm kit featuring Aurora 4130 rod ends
- Major NHRA sponsor
- Fully adjustable rebound

| Part # | Adjust | Brake | Mt | Amount |
|----------|----------|-------|--------|-----------|
| P-2659-D | Internal | Spot | Direct | \$1674.75 |
| P-2661-D | External | Spot | Direct | 1849.50 |
| P-2662-D | Internal | Med | Hub | 1698.00 |
| P-2664-D | External | Med | Hub | 1879.00 |
| P-2665-D | Internal | HD | Hub | 1749.50 |
| P-2667-D | External | HD | Hub | 1930.50 |



Strange Stainless Steel Ultra Strut Package

- Piston travels below spindle for longer stroke
- Anglia style spindle
- Aluminum steering arm
- Stainless base, aluminum body
- NAS hardware, Aurora rod ends
- Two lengths to choose from
- Hypercoil springs
- Strange/Koni wet kits
- External rebound adjustable
- Serial Numbered
- NHRA Sponsor




P-2700-D \$2,490.00

| Stroke | Spring Length | "A" | | | "B" | | |
|--------|---------------|----------|------|------------|----------|------|------------|
| | | Extended | R.H. | Compressed | Extended | R.H. | Compressed |
| 2.5 | 7" | 9.40 | 7.90 | 6.90 | 5.17 | 4.91 | 4.75 |
| 3.63 | 8" | 11.38 | 9.20 | 7.77 | 5.51 | 5.15 | 4.89 |

Upper Strut Mount

Unique design features


strongest, yet lightest possible way to mount upper strut stud to you chassis. Comes with welded strut cups and front and rear gussets.



The One Stop Chassis Shop

24-hour FAX (636) 356-4667 <http://jerrybickel.com> (636) 356-4727


Brake Kits



Lamb Brake Kits


- 136D** Lamb Standard 4-3/4" X 5" B.C. Rear Brake Kit **\$795.00**
- 132-0** Lamb Standard Carbon/Carbon Rear Brake Kit **\$2,998.00**
- 132-4** Lamb Carbon/Carbon Front Strut Braking System Brake Kit **\$2,895.00**

• All Lamb standard rear disc brake systems include billet calipers, cast rotors, billet rotor adapters, specially ground 7075-T6 brackets and disc brake pads.



Strange Rear Brake Kits


| | | |
|------------|----------------------------|-----------|
| B-1700WC-D | 49-64 Olds | \$ 582.45 |
| B-1704WC-D | 65-73 Mopar | 582.45 |
| B-1706WC-D | Late Big Ford | 582.45 |
| B-1708WC-D | 49-72 Early Big Ford | 582.45 |
| B-1710WC-D | Symmetrical | 582.45 |
| B-1712WC-D | 65-73 Small Ford (Mustang) | 582.45 |
| B-1716WC-D | 67-77 Small (OEM) GM | 582.45 |
| C-1800UC-D | Carbon/Carbon Olds | 2,490.00 |
| C-1808UC-D | Carbon/Carbon Large Ford | 2,490.00 |
| C-1800UC-D | Carbon/Carbon Symmetrical | 2,490.00 |




Wilwood Rear Brake Kits

| | | |
|------------|-------------------------------------|----------|
| 140-3259-B | 8-1/4" and 9-1/4" Mopar | \$429.00 |
| 140-3260-B | 8-3/4" and 9-3/4" Mopar | 429.00 |
| 140-0263-B | 12-Bolt Chevy ("C" Clip) | 429.00 |
| 140-4545-B | 12-Bolt Chevy ("C" Clip Eliminator) | 429.00 |
| 140-5771-B | 12-Bolt Chevy W/ 3.150 Bearing | 429.00 |
| 140-0262-B | Small Ford | 429.00 |
| 140-0261-B | Big Ford 2.36" offset | 429.00 |
| 140-3623-B | Big Ford 2.50" offset | 429.00 |
| 140-2119-B | Big Ford 2.50" offset (new style) | 429.00 |
| 140-0265-B | Symmetrical | 429.00 |
| 140-5348-B | Symmetrical (11/16" studs) | 429.00 |
| 140-0260-B | 8-3/4" Mopar/ Dana (Green Brg) | 429.00 |
| 140-5255-B | 8-3/4" Mopar/Dana (Green w/snp) | 429.00 |
| 140-0264-B | Oldsmobile / Pontiac | 429.00 |
| 140-5349-B | Oldsmobile / Pontiac(11/16" studs) | 429.00 |

NEW!
Billet
Caliper




Mark Williams Brake Kits



MW Carbon Brake Kit

81200 Carbon/Carbon Brake Kit.....2914.20
Fits MW 58580 or Lamb symmetrical type housing ends.

All Mark Williams 71000 series rear brake kits can be purchased as carbon/carbon for an additional \$2223.00



Symmetrical Kits

| | | |
|---|------------------------------------|--------|
| 71225 | Solid Steel Disc Brake Kit | 691.00 |
| Fits MW 58580 or Lamb symmetrical type housing ends. | | |
| 71250 | Drilled Steel Disc Brake Kit | 691.00 |
| Fits MW 58580 or Lamb symmetrical type housing ends. | | |
| 71260 | Solid Steel Disc Brake Kit | 995.00 |
| Fits MW 58580 or Lamb housing ends. Dual calipers. | | |
| 71270 | Drilled Steel Disc Brake Kit | 995.00 |
| Fits MW 58580 or Lamb housing ends. Dual calipers. | | |

Olds Kits

| | | |
|---|------------------------------------|--------|
| 71025 | Solid Steel Disc Brake Kit | 691.00 |
| Fits MW 58500 or stock Olds housing ends that are rotated 90 degrees from stock position. | | |
| 71050 | Drilled Steel Disc Brake Kit | 691.00 |
| Fits MW 58500 or stock Olds housing ends that are rotated 90 degrees from stock position. | | |
| 71125 | Solid Steel Disc Brake Kit | 691.00 |
| Fits MW 58500 or stock Olds housing ends in stock position. | | |
| 71150 | Drilled Steel Disc Brake Kit | 691.00 |
| Fits MW 58500 or stock Olds housing ends in stock position. | | |

Ford Kits

| | | |
|---|------------------------------------|--------|
| 71525 | Solid Steel Disc Brake Kit | 725.00 |
| Fits MW 57830 or stock large Ford housing ends. | | |
| 71550 | Drilled Steel Disc Brake Kit | 725.00 |
| Fits MW 57830 or stock large Ford housing ends. | | |
| 71825 | Solid Steel Disc Brake Kit | 725.00 |
| Fits MW 57800 or stock small Ford (Mustang) housing ends. | | |
| 71850 | Drilled Steel Disc Brake Kit | 725.00 |
| Fits MW 57800 or stock small Ford (Mustang) housing ends. | | |

GM Kits

| | | |
|--|------------------------------------|--------|
| 71725 | Solid Steel Disc Brake Kit | 691.00 |
| Fits MW 58600 or stock GM mid-size housing ends. | | |
| 71750 | Drilled Steel Disc Brake Kit | 691.00 |
| Fits MW 58600 or stock GM mid-size housing ends. | | |
| 71925 | Solid Steel Disc Brake Kit | 691.00 |
| Fits stock housing ends with MW "C" clip eliminator kit. | | |
| 71950 | Drilled Steel Disc Brake Kit | 691.00 |
| Fits stock housing ends with MW "C" clip eliminator kit. | | |

Wilwood Brake Pads

| | | |
|---|----------------------------------|----------|
| | | (Set 4) |
| | Poly Matrix "D" compound (Black) | |
| 2 | 15D-4330K Dynalite Single | \$ 38.00 |
| 3 | 15D-4331K Dynalite Dual | 48.00 |
| | Cold Stoppers (Tan) | |
| 1 | 150-1251K Billet Spot | 28.00 |
| 2 | 15T-5910K Dynalite Single | 39.00 |
| 3 | 15T-5911K Dynalite Dual | 48.00 |
| | Gator pads (Green) | |
| 2 | 150-2390K Dynalite Single | 46.00 |
| 3 | 150-2391K Dynalite Dual | 68.00 |

Strange Brake Pads

| | | |
|---|------------------------------|---------|
| | | (Set 4) |
| 4 | B-2510-D Single & 2 piston | \$30.00 |
| 5 | B-5010-D 4 Piston (soft) | 38.00 |
| 5 | B-5020-D 4 Piston (metallic) | 68.00 |
| 5 | L-4050-H 4 Piston (carbon) | 500.00 |
| 4 | B-1250P 2 Piston (carbon) | 516.00 |


Lamb Brake Pads

| | | |
|---|---------------------------|----------|
| | | (Set 4) |
| 6 | 707-150 Strut Pad (pre89) | \$ 38.00 |
| 6 | 707-625 Strut Pad | 38.00 |
| 3 | 722 Metallic (Wilwood) | 64.00 |
| 7 | 725 Met (Lamb 1600) | 80.00 |
| 8 | 718B Carbon/Carbon(rear) | 516.00 |
| 6 | 734 Carbon/Carbon(front) | 420.00 |

Mark Williams Brake Pads

| | | |
|--|--------------------------|----------|
| | | (Set 4) |
| 9 | 81130 Ferodo Hi-Friction | \$ 64.00 |
| 10 | 81022 Carbon/Carbon | 564.00 |
| Includes Stainless Steel Pad Backing Plate | | |

| | | | |
|--------------------|--------|---------------------|--------|
| Spot Pad Screws | \$1.25 | Bleeder Screws | \$2.25 |
| Caliper Cotter Pin | \$2.50 | Caliper Bridge Bolt | \$8.75 |



The One Stop Chassis Shop

24-hour FAX (636) 356-4667 <http://jerrybickel.com> (636) 356-4727

Motor Plate Components

| Description | Part No. | Amount |
|----------------------------------|------------|----------|
| Motor Plate, Universal SB/Chevy | JBRC9001 | \$100.00 |
| Motor Plate, Universal BB/Chevy | JBRC9002 | 100.00 |
| Mid Plate, Universal Olds/Chevy | JBRC9003 | 125.00 |
| Motor Plate, Wide Body, BBC | JBRC9004* | 225.00 |
| Motor Plate, Wide Body, DRCE | JBRC9004D* | 250.00 |
| Motor Plate, Merlin Wide Body | JBRC9005* | 225.00 |
| Motor Plate, SB Chrysler | JBRC9013 | 225.00 |
| Motor Plate, Merlin/Mopar | JBRC9015 | 225.00 |
| Motor Plate, SBC | JBRC9009 | 225.00 |
| Motor Plate, SBC Conv Broke | JBRC9009B | 250.00 |
| Motor Plate, SB Chrysler Truck | JBRC9018 | 225.00 |
| Motor Plate, SB Chry Truck Broke | JBRC9018B | 250.00 |
| Mid Plate, Olds/Chevy | JBRC9006 | 225.00 |
| Mid Plate, Chrysler | JBRC9012 | 225.00 |
| Block Protector, GM, T6061 | JBRC9008 | 95.00 |
| Block Protector, GM with Bungs | JBRC9008A | 200.00 |
| Block Protector, Chrysler | JBRC9014 | 95.00 |
| Motor Plate, Universal SB/Ford W | JBRC9021 | 100.00 |
| Motor Plate, Universal SB/Ford C | JBRC9022 | 100.00 |
| Motor Plate, Universal BB/Ford | JBRC9023 | 100.00 |
| Mid Plate, Universal SB/Ford | JBRC9024 | 125.00 |
| Mid Plate, Universal BB/Ford | JBRC9025 | 125.00 |
| Motor Plate, Universal SB/Mopar | JBRC9026 | 100.00 |
| Motor Plate, Universal BB/Mopar | JBRC9027 | 100.00 |
| Mid Plate, Universal SB/Mopar | JBRC9028 | 125.00 |
| Mid Plate, Universal BB/Mopar | JBRC9029 | 125.00 |

* Available less water pump holes

Motor Plates

JBRC front motor

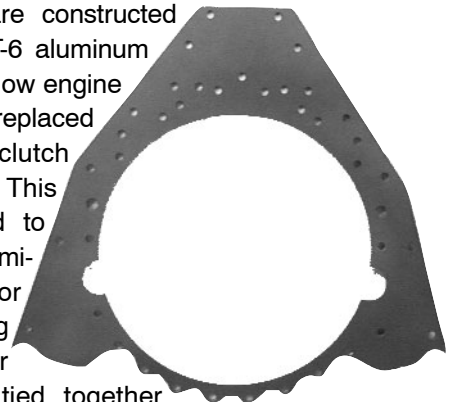
plates are constructed from .250 thick 6061 T-6 aluminum plate for maximum strength. Our light-weight plates are designed to mount directly to the chassis, not only mounting the engine, but strengthening the frontal area of the chassis.



Mid Plate


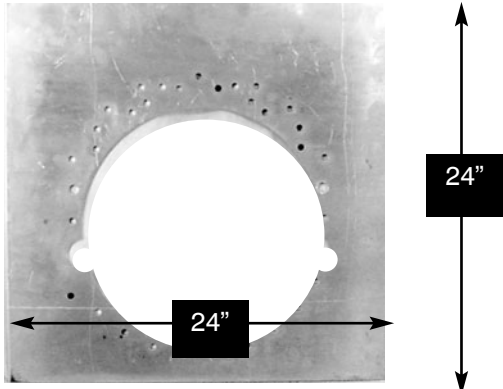

JBRC mid plates are constructed

from .250 thick 6061 T-6 aluminum plate. Designed to allow engine to be removed and replaced with the flywheel clutch assembly in place. This plate remains bolted to the chassis, thus eliminating the need for frame to bellhousing mounts. The center frame rails remain tied together whether the engine or transmission is or is not installed.



Universal Motor Plates and Mid Plates

Available for most popular applications. Each plate is precision cut from .250 thick 6061 T-6 aluminum. Design allows you to fit your exact chassis dimensions.



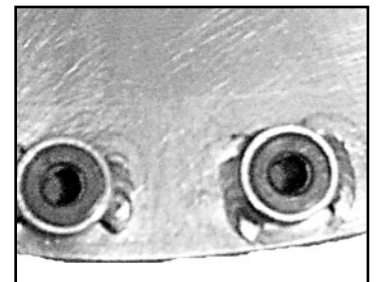
Rear Engine Block Protectors

JBRC light-weight aluminum block protectors provide rear engine protection in the event of clutch explosion. Starter drive access holes have been pilot hole drilled so the plate can accommodate either right or left hand starter mounting locations. (.125 Thick)

Welded Bung Option

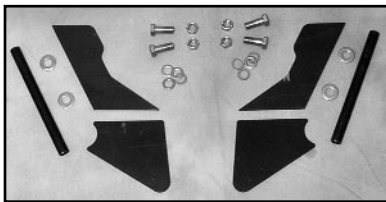
Allows the bellhousing to be bolted at the bottom without using nuts on the fasteners. Bungs are welded to block protector with replaceable stainless steel threaded inserts. Bungs and inserts also sold separately.

Bung - JB1007 - \$3.75
Insert - JBRC5029 - \$5.25



Motor Plate Mount Kit

Constructed of .125 thick 4130 moly plate. A large placement platform allows engine to be set in place maintaining engine height during installation.




Bolt holes in motor plate tab are not drilled to allow the use of virtually any style motor plate. Comes complete with NAS bolts, weld-on back-up washers and 1/2" moly support tube.

JBRC1047 - \$40.00

Mid Plate Mount

Designed to be used with the *JBRC* mid plate, the upper mount consists of a 1"x .058 4130 tube (not pictured) and runs diagonally between upper strut supports. The lower mid plate gussets support the rear portion of the mid plate. By mounting the mid plate in this manner, it eliminates engine frame twist and aft drivetrain movement during hard launches.




JBRC1048 - \$80.00

Lenco Transmission Mount Kit

The *JBRC* Lenco transmission mount allows easy installation and removal of the transmission utilizing a slide mount design. Constructed of 4130 moly tubing.

JBRC1004K - \$60.00



Liberty and G-Force Transmission Mount



The *JBRC* Liberty and G-Force transmission mount are designed to bolt to machined mounting surfaces enabling transmission mounting points to be consistent from one transmission to another. The slide design allows easy installation and removal of the transmission. Constructed of 4130 moly steel.

JBRC1005L - Liberty - \$195.00

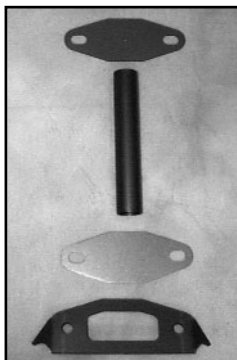
JBRC1005G - G-Force - \$195.00

JBRC1005GN - G-Force (new style) - \$195.00

Automatic Transmission Mount Kit

This kit is constructed of 4130 moly. The lower tab welds directly to the frame crossmember. The upper tab mounts directly to trans mounting surface.


JBRC1008 - \$65.00



Transmission Slide Mount Kit

Our kit is designed to be welded to chassis crossmember and allows easy installation and removal of our transmission mount kits. Includes 4130 moly tubular chassis slides and gusseting material.

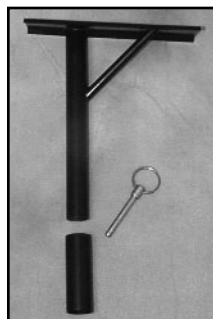
JBRC1003 - \$60.00



Automatic Transmission Shifter Mount

Constructed of 4130 moly and designed to mount to the front drive shaft loop or 4-link support pipe. Easily removable via supplied pit pin. Will accommodate most automatic shifters.

JBRC1008S - \$59.00




Automatic Transmission Polyurethane Mount

These replacement mounts for G.M and Ford applications are the best of both worlds. Soft enough to eliminate vibration, yet strong enough for racing. Built in safety interlock feature.

G.M. Style Mount 3-1108 - \$29.00

Ford Style Mount 4-1104 - \$32.00



Removable Transmission Crossmember

Compatible with round or square frame rails. Allows quick transmission removal. Available 1-5/8" 4130 or mild steel tubing (36" length). Complete with transmission mount, tabs and fastening hardware.

JBRC1062 - \$49.00



Driveshafts & Components

JBRC 4130 Driveshafts

The Strongest Driveshaft on the Planet!


Our bullet proof professional shaft is constructed of 3" OD x .083 4130 heat treated tubing with precision aligned and welded JBRC 4140 forged steel weld yokes and JBRC solid heavy duty 1350 joints. Every shaft is electronically balanced with the transmission yoke installed. Suitable for all racing applications and highly recommended for high horsepower Pro Stock and Pro Modified cars or the heavy weight race cars.



NOTE:
Driveshafts priced less yokes.

Mark Williams Aluminum

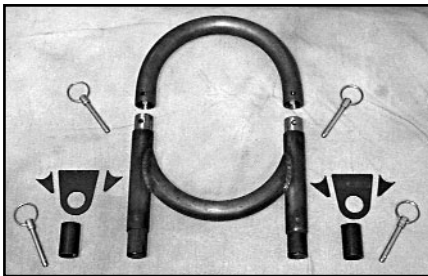
MW's new aluminum shaft features advance Duralcan® material. Material content increases yield strength by 28% and elasticity by 41%, which in turn, increases the critical shaft speed (the RPM at which the shaft will go



into harmonic vibration and risks self destruction). Torsional wind-up is reduced which can have a profound improvement on reaction times. MW weld yokes produced from aluminum alloy are 30% stronger and the competition! Balancing weights attach to weld yoke rather than to the tube.

3 1/2" MAR39900 - \$558.00
4" MAR39500 - \$510.00

Pro Driveshaft Loop



Our 4130 moly tubular 360 degree drive shaft loop is light-weight but built for strength. Designed for upper half or

complete removal. Comes with detent pins, chassis plates, gussets and mounting post & sleeves.


JBRC1001 - \$129.00



U-Bolt Kit, 1350 Spicer Series (pr)
JBRC1058 - \$12.00


U-Joints & Stuff

1350 Spicer Precision Series with Lube Zirk
JBRC1056 - \$21.50
1350 Series Heavy Duty Impact Joint
Solid, non-greaseable
JBRC1057 - \$39.50



Pro Stock Driveshaft Cover


This unit is designed to meet the NHRA rule specifications. Kit includes two rolled .050 4130 moly plates that completely encase the drive shaft and transmission yoke. Comes with all necessary mounting hardware.



JBRC1002B Cover w/ 2 JBRC1001SK - \$250.00
JBRC1002C (Cover only) - \$150.00


Sportsman Driveshaft Loop

This 360 degree driveshaft loop is light weight yet strong, constructed of 1" x .058 moly tubing and designed for easy removal. Available with welded or unwelded lower loop. Kit comes with detent pins, frame plates, gussets




and mounting post & sleeves.

JBRC1001S (welded) \$79.00
JBRC1001SK (unwelded) \$55.00



Pro Modified Driveshaft Cover



This unit is designed to meet the IHRA rule specifications. Kit includes one 360 degree Pro Driveshaft loop (not pictured), two rolled .050 4130 moly plates that completely encase the drive shaft ,

front transmission yoke. Comes with all necessary mounting hardware.

JBRC1002 Cover w/ 1 JBRC1001 - \$295.00


"In The Race For Quality, There is No Finish Line"



Transmission Yokes



- 39002 MW Chrysler Transmission Slip Yoke182.00
30 spline, for 1350 series U joint. Mopar, Doug Nash and Liberty trans. "D" = 6-1/8"
- 39004 MW Turbo 400 Transmission Slip Yoke ..182.00
32 spline, for 1350 series U joint. Turbo 400 and Super T-10 trans. "D" = 5-3/4"
- 39005 MW Powerglide Transmission Slip Yoke 182.00
27 spline, for 1350 series U joint. Powerglide and Turbo 350 trans. "D" = 5-13/16"
- 39013 MW Lenco Transmission Slip Yoke182.00
32 spline, for 1350 series U joint. Lenco trans. "D" = 4"
- 39015 MW Lenco Transmission Slip Yoke.....182.00
16 spline, for 1350 series U joint. Lenco trans. "D" = 4"
- 39020 MW C-6 Ford Transmission Slip Yoke ..182.00
31 spline, for 1350 series U joint. C-6 and Toploader trans. "D" = 6-1/8"
- 39022 MW Ford C-4 Transmission Slip Yoke182.00
28 spline, for 1350 series U joint. C-4 trans. "D" = 5-13/16"
- 39040 MW G-Force Transmission Slip Yoke182.00
16 spline, for 1350 series U joint. G-Force trans. "D" = 3
- 39032 Hardened Transmission Slip Yoke197.00
30 spline, for 1350 series U joint. Liberty trans. "D" = 6-1/8"
- 39034 Hardened Transmission Slip Yoke197.00
32 spline, for 1350 series U joint. Jerico and G Force trans. "D" = 5-3/4"
- 39035 Hardened Transmission Slip Yoke197.00
27 spline, for 1350 series U joint. Dedenbear Powerglide trans. "D" = 5-13/16"



Rapid Release yokes allow the driveshaft to be disconnected at the transmission rather than at the pinion. These yokes are the lightest and most compact units of this type on the market.

- 39102 MW Rapid Release Mopar Yoke215.00
30 spline, for 1350 series U joint. Mopar, Doug Nash and Liberty trans. "D" = 6-1/8"
- 39104 MW Rapid Release Turbo 400 Yoke215.00
32 spline, for 1350 series U joint. Turbo 400 and Super T-10 trans. "D" = 5-3/4"
- 39105 MW Rapid Release Powerglide Yoke215.00
27 spline, for 1350 series U joint. Powerglide and Turbo 350 trans. "D" = 5-13/16"
- 39113 MW Rapid Release Lenco Yoke215.00
32 spline, for 1350 series U joint. Lenco trans. "D" = 4"
- 39115 MW Rapid Release Lenco Yoke215.00
16 spline, for 1350 series U joint. Lenco trans. "D" = 4"
- 39120 MW Rapid Release Ford Yoke.....215.00
31 spline, for 1350 series U joint. C-6 and Toploader trans. "D" = 6-1/8"
- 39110 Replacement Aluminum Caps, (pr)43.50

Pinion Yokes



- 39003 MW 8.5" GM 10 Bolt Pinion Yoke165.00
30 spline, for 1350 series U joint. "B" = 3-3/16"
- 39006 MW GM 12 Bolt Pinion Yoke (long)165.00
30 spline, for 1350 series U joint. "B" = 3-7/8"
- 39008 MW 9" Ford Pinion Yoke150.00
28 spline, for 1350 series U joint. "B" = 3-7/8". Note: 57604 shim required if yoke is used with stock support.
- 39011 MW 9" Ford Pinion Yoke150.00
35 spline, for 1350 series U joint. "B" = 3-7/8"
- 39014 MW Dana 60 Pinion Yoke165.00
29 spline, for 1350 series U joint. "B" = 3-1/32"
- 39016 MW 8-3/4" Mopar Pinion Yoke180.00
10 spline, for 1350 series U joint. "B" = 3-1/2"
- 39018 MW '57-'64 Olds/Pontiac Pinion Yoke180.00
13 spline, for 1350 series joint. "B" = 3.160"
- 39023 MW 8.8" Ford Pinion Yoke165.00
30 spline, for 1350 series U joint. "B" = 3-9/32"
- 39038 MW GM 12 Bolt Pinion Yoke (short)165.00
30 spline, for 1350 series U joint. "B" = 2-7/8"




All MW aluminum yokes are CNC machined from 7075-T6 billet material and hard coat anodized for maximum durability. 9" Ford pinion yokes include special splined hard-

- 39906 MW Aluminum 12 Bolt Pinion Yoke295.00
30 spline, for 1350 series U joint. "B" = 3 7/8"
- 39908 MW Aluminum 9" Ford Pinion Yoke295.00
28 spline, for 1350 series U joint. Includes special splined hardened washer. "B" = 3-7/8"
- 39911 MW Aluminum 9" Ford Pinion Yoke295.00
35 spline, for 1350 series U joint. Includes special splined hardened washer. "B" = 3-7/8"
- 39915 MW Aluminum Lenco Slip Yoke.....200.00
16 spline, for 1350 series U joint. U bolt style. "D" = 3-3/4"
- 39925 MW Aluminum Lenco Slip Yoke.....200.00
16 spline, for 1350 series U joint. Press style. "D" = 3-3/4"
- 49008 Titanium Pinion Yoke, 9" Ford770.00
28-spline, standard pinion, 1350 joint, B=3-7/8"
- 49011 Titanium Pinion Yoke, 9" Ford770.00
35-spline, large pinion gears, 1350 joint, B=3-7/8"
- 49015 Titanium Trans Slip yoke, Lenco750.00
Lenco 16 spline, 1350 joint, B=3-1/2"

The One Stop Chassis Shop

24-hour FAX (636) 356-4667 <http://jerrybickel.com> (636) 356-4727

Bellhousings & Components



Steel & Titanium Bellhousings

- Available in 7-1/2", 8-1/8", 8-5/8"
- Available With 6.1, 6.2, 6.3 SFI Certs
 - Optional Liner Available
- Single or Dual Starter Pockets
 - Most Transmission Types
 - Cross Shaft or Fork

Steel Prices Start at \$1,199.00
Titanium Prices Start at \$3,100.00




Bellhousing Bearing Collars

- Short Collar
 4.125 OAL 1.750 O.D.
JBRC5720 - \$130.00
- Long Collar
 5.125 OAL 1.750 O.D.
JBRC5721 - \$130.00
- Proximity Sensor
JBRC5532-5/16 - \$70.00
JBRC5532-3/8 - \$125.00

Bellhousing Stud w/12pt Non-locking Nuts


- (5 each per package)
- JBRC5064 - 3/8" x 2.300" - \$29.00**
JBRC5065 - 7/16" x 2.750" - \$32.00
JBRC5066 - 1/2" x 2.750" - \$48.00




Clutch Alignment Tool

Manufactured from high impact plastic. Holds clutch in place while pressure plate is installed. A must for multi-disc clutch assemblies.

- JBRC5325 - 1 3/8" x 10**
\$10.00
- JBRC5382 - 1 3/16" x 16**
\$10.00



- Both Short and Long Collars threaded for 5/16" & 3/8" Proximity Sensors



Dowel Pins

- | | | |
|----------------|-----------------|-------------------|
| TAV2700 | Solid Pin | \$13.00/pr |
| TAV2710 | Hollow Pin | \$17.00/pr |
| TAV2701 | .007 Offset Pin | \$16.00/pr |
| TAV2702 | .014 Offset Pin | \$16.00/pr |
| TAV2703 | .021 Offset Pin | \$16.00/pr |

Cross Shaft Components

- Cross Shaft - 16050 - \$75.00
 Fork and Bolt - 16060 - \$110.00
 Billet Arm - 16070 - \$65.00


Cross Shaft Throw Out Bearings

- 1.640 Bearing - 131011 - \$89.50
 2.062 Bearing - 131012 - \$89.50
 2.250 Bearing - 131013 - \$89.50
 2.900 Bearing - 131014 - \$89.50




Crankshaft Pilot Bearing
 Sealed Ball Bearing used to adapt Ford size input shaft to Chevrolet crankshaft.

LEN131000 \$32.00



Clutch Dial Indicator Depth Gauge

JBRC4068
\$129.00





Length measurement is entire length of bearing and collar combined

Fork Throw Out Bearings

JBRC exclusive throw out bearing collars, CNC milled to eliminate rotation on the fork. Reduces runout in linkage and virtually stop counterweight arm wear. Comes in 6 different lengths and 2 diameter bearings.

| Length | Brg & Collar Assy | Amount | Collar only | Amount |
|------------|-------------------|---------|-------------|---------|
| 1.635 Long | JBRC5702A | \$60.00 | JBRC5702 | \$40.00 |
| 1.935 Long | JBRC5704A | 65.00 | JBRC5704 | 45.00 |
| 2.265 Long | JBRC5706A | 70.00 | JBRC5706 | 50.00 |
| 2.750 Long | JBRC5708A | 75.00 | JBRC5708 | 55.00 |
| 3.000 Long | JBRC5710A | 80.00 | JBRC5710 | 60.00 |
| 3.250 Long | JBRC5712A | 85.00 | JBRC5712 | 65.00 |



| Dia. | Part No. | Description | Amount |
|-------|----------|--------------|---------|
| 3.500 | JBRC5700 | Bearing only | \$30.00 |
| 3.275 | JBRC5701 | Bearing only | 30.00 |

4340 Clutch Fork

This clutch fork is designed with a completely new concept in pivoting. We have eliminated the binding of the old ball and clip design by using a heim joint for the pivot. Three different ratios from the same fork. An adjustable pad allows the pivot location to be moved in the bellhousing.

(pad and heim joint sold separately)

JBRC5057B - \$295.00



4340 Fork Pivot Kit

4130 rod end, Jam Nut, NAS Shoulder Bolt, Stainless Washers and Nylock included in this kit.


JBRC5057A - \$39.00



4340 Fork Pivot Pad

Designed to bolt to the face of the bellhousing. Three sets of fastening holes allow pivot location to be adjusted.

JBRC5057C - \$35.00



Clutch Fork Components

Heavy duty clutch fork, stud ball and clip.

| | | |
|------|-----------|----------|
| Kit | JBRC5057K | \$149.00 |
| Fork | JBRC5057 | \$135.00 |
| Stud | JBRC5058 | \$12.50 |
| Clip | JBRC5059 | \$1.50 |

Clutch Counterweight Kit



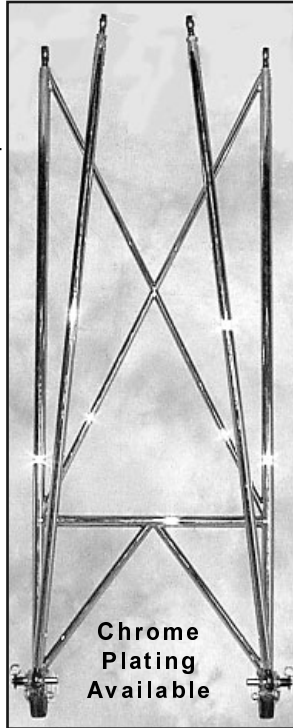
Rugged case, counterweight down to .01 gram. Includes groups of 30 ea. aluminum and steel washers, aluminum, steel and nylon bolts. Digital scale accurate to .01g. Operates on 110V or 9-volt battery.

| | | |
|-------------------------------|-----------|----------|
| Complete Kit | JBRC4063 | \$419.95 |
| Counterweight only | JBRC4064 | \$144.95 |
| Kit Carrying Case only | JBRC4063C | \$79.95 |
| Replacement Counterweight Set | JBRC4067 | \$129.95 |

Wheelie Bars & Components


Pro Wheelie Bars

Wheelie bars are a vital part of the rear suspension and have a definite effect on chassis performance. The construction of the wheelie bars also attributes to their effectiveness during tuning. These *JBRC* pro style wheelie bars are constructed of 4130 moly tubing and have a rear bracket designed to distribute the load forces both to the upper and lower sections of the bars. The standard wheelie bar is 60" in length for NHRA style Pro cars and 66" in length for IHRA style Mountain Motor cars. The Pro Modified bar has increased tubing size with upper and lower sections of the bars being tied together with adjustable links. The standard Pro Mod wheelie bar length is 85" with custom lengths available. 60" Pro wheelie bars feature 1-1/8" lower frame with 1" uppers. 66" Pro wheelie bars feature 1-1/4" lower frame with 1-1/8" or 1-1/4" uppers. 85" Pro Mod wheelie bars feature 1-1/4" lower frame with 1-1/4" uppers.



Chrome Plating Available


Pro Wheelie Bar Components



Our unique bracket design has two pin locations allowing bars to be raised quickly and held up for clearance when jacking and loading car.

| | | |
|---------------|------------------|-------------------|
| Wheel Housing | JBRC5052 | \$65.00 ea |
| Gusset | JB-079 | \$3.50 ea |
| Push/Pull Pin | JBRC-041B | \$22.50 ea |

Pro-Mod Wheelie Bars



| | | |
|---|-------------------|-----------------|
| Pro Wheelie Bars (Welded) 60" | JBRC1031 | \$695.00 |
| Pro Wheelie Bars (Unwelded) 60" | JBRC1031K | 495.00 |
| Pro Wheelie Bars (Welded) 66" | JBRC1031A | 795.00 |
| Pro Wheelie Bars (Unwelded) 66" | JBRC1031AK | 595.00 |
| Pro Mod Wheelie Bars (Welded) 85" | JBRC1032 | 995.00 |
| Pro Mod Wheelie Bars (Unwelded) up to 85" | JBRC1032K | 695.00 |

Call for Pricing on Custom Lengths

Steel


Aluminum

Polyeuthane



Wheelie Bar Net

Keeps parachute from getting tangled in wheelie bars. Fabricated to your pattern.




JBRC3025 from \$90.00

Wheelie Bar Wheels

Available in cad plated steel, aluminum, our wheels have roller bearing construction with a durable rubber outer wheel surface.

| | | |
|-----------------------|------------------|-------------------|
| Steel 3/8" Hole | JBRC5017 | \$28.00 ea |
| Aluminum 3/8" Hole | JBRC5017A | \$30.00 ea |
| Aluminum 1/2" Hole | JBRC5017B | \$30.00 ea |
| Polyeuthane 3/8" Hole | JBRC5017P | \$49.00 ea |






Pro-Sportsman 60" Wheelie Bars

We now have an affordable wheelie bar for the serious Sportsman Racer. 1-1/8"x.058 wall 4130 moly make up the main frame and upper bars. Push/pull pins make adjustments easy. Two pin locations allow bars to be raised and held in place for jacking and loading. Kits come completely welded in your ϕ to ϕ requirements or in partially welded kit form. Welded kit requires final welding of one end of upper bars to insure proper fit. Heavy duty ball bearing wheels, housing brackets and all necessary NAS hardware included. Custom lengths available upon request.

Welded Kit - **JBRC1031S - \$579.00**
 Unwelded Kit - **JBRC1031SK - \$379.00**

Pro/Sportsman Wheelie Bar Components

Special bracket design has two pin locations allowing bars to be raised quickly and held up for clearance when jacking and loading car.



| | | |
|---------------|------------------|-------------------|
| Wheel Housing | JB-199 | \$20.00 ea |
| Gusset | JB-198 | \$6.50 ea |
| Push/Pull Pin | JBRC-039D | \$18.40 ea |
| Clevis | JBRC5870 | \$12.00 ea |

(1/2-20 Thread, 3/8" hole, 5/16" slot)

Spray-On Wheelie Bar Chalk

Easy to use VHT Professional Racing Wheelie Bar Chalk was developed with the help of professional drag racers. Simply shake, spray, and get underway. Available in 2 colors .

SP-166 Green - \$9.00



Wheelie Bar Chalk

Wheels Up™ transfers to the track surface easily, taking the guesswork out of chassis adjustment. The Special Applicator assures the correct amount is applied to each wheel.

GED 111 White \$6.99



Weld Racing Wheels



Call for Special Two or More Wheel Pricing!!!

Magnum Drag 2.0

| Part No. | Description | Bolt Circle | Offset | Amount |
|---------------|-------------|-------------|--------|-----------------|
| 786-15000 | 15x3.5 | Anglia SP | 1.75 | \$405.00 |
| 786-15001 | 15x3.5 | Strange SP | 1.75 | 405.00 |
| 786-515278 | 15x15 | 5x4.75 | 4.00 | 387.00 |
| 786-516278 | 15x16 | 5x4.75 | 4.00 | 405.00 |
| 786-616278 | 16x16 | 5x4.75 | 4.00 | 459.00 |
| 786-616278DBL | 16x16 | 5x4.75 | 4.00 | 1062.00 |
| 786-616418 | 16x16 | 5x5 | 4.00 | 459.00 |
| 786-616418DBL | 16x16 | 5x5 | 4.00 | 1062.00 |

Aluma Star 2.0

| Part No. | Description | Bolt Circle | Offset | Amount |
|---------------|-------------|-------------|--------|-----------------|
| 788-15000 | 15x3.5 | Anglia SP | 1.75 | \$387.00 |
| 788-15001 | 15x3.5 | Strange SP | 1.75 | 387.00 |
| 788-515278 | 15x15 | 5x4.75 | 4.00 | 373.50 |
| 788-516278 | 15x16 | 5x4.75 | 4.00 | 391.50 |
| 788-616278 | 16x16 | 5x4.75 | 4.00 | 441.00 |
| 788-616278DBL | 16x16 | 5x4.75 | 4.00 | 1053.00 |
| 788-616418 | 16x16 | 5x5 | 4.00 | 441.00 |
| 788-616418DBL | 16x16 | 5x5 | 4.00 | 1053.00 |


The One Stop Chassis Shop

24-hour FAX (636) 356-4667 <http://jerrybickel.com> (636) 356-4727

Cooling Systems

All Aluminum

This all aluminum sirocco replacement radiator offers additional cooling capabilities. Manufactured with a heavy duty 2-1/4" wide core, 21" wide by 13" tall, with built in mounting lugs. Three



styles to choose from.


LH Outlets 1-1/2" upper,
1-3/4" lower - RH cap
JBRC5072 - \$299.00

RH Outlets 1-1/2" upper,
1-3/4" lower - LH cap
JBRC5073 - \$299.00

RH Outlets 1-1/4" upper,

Sirocco


Constructed of a light-weight aluminum core with plastic tanks. Its compact size of 26" wide by 12". Manufactured with built-in mounting lugs and 1-1/4" inlet and outlet located on right side.



W/O Neck **JBRC5070 - \$99.00**
With Neck **JBRC5071 - \$99.00**

Sirocco Fan Shroud

Heavy Duty Composite Material, fits 19" Sirocco Radiator.




JBRC5070S
\$77.95

NEW!

Aluminum Pro

The ultimate in professional racing radiators! The built-in aluminum shroud with integral electric fan, hand formed side tanks and heliarc welding to vacuum brazed core insures that this radiator is number one in quality and performance. Available in custom sizes and inlet and outlet requirements. Heavy Duty true cross-flow with lower transfer under core.



JBRC5074 - \$539.00
JBRC5074M - \$825.00


**Aluminum "Y"
Water Manifold**
CRR0020 \$279.99



Radiator Mount Kit


Our removable radiator mount is constructed of 1/2" 4130 moly tubing with mounting tabs designed to bolt directly to radiator mounting lugs. Kit comes complete with weld to chassis mounting tubes and retaining pins.

JBRC1044 - \$49.00



New Style Aluminum Drag Radiators

This new designed radiator developed from Winston Cup technology. Two models to choose from. HD standard or HD with built in water pump.



w/fan & shroud 22" x 13"
CRR10000 \$499.99
w/fan & shroud w/pump
CRR10003 \$1199.99

Radiator Overflow Tanks

Your choice of aluminum construction or one piece molded plastic. Both have one quart capacity and provisions for mounting. Both tanks are equipped with a lever handle petcock for easy draining.

Black Poly **JAZ-600-025 - 01 \$29.00**
Aluminum 1/8" NPT Female **JBRC5027 \$59.00**




Overflow Tank Mount

This mounting bracket is designed to mount the overflow tank to the side of the radiator mount. It is designed to be retained by the same bolts that mount the radiator.

JB-125 - \$9.00

Slotted universal holes for a variety of mounting applications. Can easily be off-set bent for clearance.





Meziere Billet Aluminum Water Pump

- Flow rates from 35 to 60 gallons per minute
 - 9 psi static pressure
- 2,000 hr seal life expectancy
 - Weighs under 6 lbs
 - Numerous applications
 - 18 volt motor available
 - 1 year warranty

Prices From \$277.00

Radiator Hose Heater

In-line radiator hose & screw in heaters. Operates on 110 volts, comes with clamps and electrical connection.

- 1-1/4" - **JBRC5006 - \$49.00**
- 1-1/2" - **JBRC5007 - \$49.00**
- 1-3/4" - **JBRC5008 - \$49.00**
- 3/4" NPT - **JBRC5527 - \$46.00**




Water Pump Inlet Fittings

To accommodate different systems, we offer a variety of inlet fittings for rubber and -AN style lower hoses.

- WP-1125 - 1" NPT - 1-1/4" Hose**
- WP-1150 - 1" NPT - 1-1/2" Hose**
- WP-1175 - 1" NPT - 1-3/4" Hose**
- WP-1012AN - 1" NPT - #12 -AN**
- WP-1016AN - 1" NPT - #16 -AN**
- WP-1020AN - 1" NPT - #20 -AN**

\$15.00




Water Neck Outlets

Outlets for large and swivel water necks come in several configurations. They are supplied with sealing o-ring.

- WN-0031 - 1-1/4" Rubber Hose**
- WN-0032 - 1-1/2" Rubber Hose**
- WN-0033 - 1-3/4" Rubber Hose**
- WN-0040 - #16 -AN Hose**
- WN-0041 - #20 -AN Hose**
- WN-0042 - #10 -AN Hose**
- WN-0043 - #12 -AN Hose**

\$15.00




Large Water Necks

- Billet Aluminum
- Overflow Hole Tapped for 1/8" NPT
- Choice of Driver or Pass Side Outlet
- Available with 1/2" NPT Threaded
 - Hole for Temp Sender

- WN-0015D - Driver Side**
- WN-0017D - Driver Side Tapped**
- WN-0015P - Pass Side**
- WN-0017P - Pass Side Tapped**

\$87.50




Swivel Water Neck

- Swivel Neck Fits Bolt Pattern of any Chevy Manifold
- Designed to Accept any Standard Water Neck Outlet
- Double O-Ring Design Insures a Good Seal at any Angle
- 360° Swivel Rotation for Various Hose Configurations

WN-0020 - \$65.00



- | | | |
|--------------------|---------------------------------|----------------------------|
| Sirocco Cap | Sirocco Temp Sender Plug | Low Pressure 7# Cap |
| JBRC5078 | JBRC5075 | JBRC5079 |
| \$9.00 | \$10.00 | \$11.00 |



Radiator Hose Filler

- 356-T6 Cast Aluminum
- Splices Into Upper Hose
- Allows Complete Filling of Cooling System
 - 100% Leak Tested
- Accepts Standard Size Radiator Cap

- MOR63730 - 1-1/2" - 1-1/2" - \$29.00**
- MOR63740 - 1-1/2" - 1-1/4" - \$29.00**
- MOR63745 - 1-1/4" - 1-1/4" - \$29.00**




Electric Radiator Fan

Our fan kits contain a heavy-duty, low amperage reversible 12 volt electric motor. The high impact plastic blade will push or pull by simply reversing the polarity. Fan kits are available in 12", 14" and 16".

- 12" - JBRC5520 - \$79.00**
- 14" - JBRC5521 - \$89.00**
- 16" - JBRC5522 - \$99.00**

Electrical Components

Battery Mounts



For strong and light-weight battery mounts, the **JBRC** battery mount kit is constructed of .050 4130 moly material and designed for use with group 24 batteries. Single tray weighs 1-1/4 lbs dual 2 lbs. Features hollow 3/8" diameter hold down bolts. Easily installed in trunk area of most applications and is available in dual or single mount styling.

Single Mount **JBRC1025 - \$90.00**
 Dual Mount **JBRC1024 - \$120.00**

Charge Lugs

Make battery charging a breeze! The slim design of our charge lugs mount close to the panel protruding only 1/4" and are color coded (red +, black -) for ease in charging.



The female lug kit has an easy connect 5/16" male stud on the back side. The male stud has a unique twist lock design for more secure connection into the female lug. Male lug kit has all hardware to make necessary cable connections to charger. Sold in complete sets or individual units.

Firewall Starter Disconnect

Speed up engine installation and removal with our Starter to Firewall Kit.


JBRC5545
\$22.00

| | | |
|--------------|-----------------|----------------|
| Complete Set | JBRC5540 | \$44.00 |
| Red Male | JBRC5541 | 12.50 |
| Black Male | JBRC5542 | 12.50 |
| Red Female | JBRC5543 | 9.50 |
| Black Female | JBRC5544 | 9.50 |

Flush Mount Panel Kit

Give your charge lug installation a professional look with these flush mount kits. Charge lugs sold above.

Steel Pnl **JBRC2026 - \$19.00**
 Fiberglass Pnl **JBRC2026A - \$39.00**



Turbo Start Racing Batteries

#1 Choice For Every Car We Build

- Specifications: 10.08" L x 6.39" W x 8.79" H
 Height overall to top of terminal
- Amp Rating: 60 AMP Hr • 550 Cranking Amps
 - 70 Minute Reserve Capacity
 - Weighs only 42 lbs.
- 16V24 - 2 Post Battery - \$164.00**
- 16V324 - 3 Post Battery - \$178.00**
- 16V25A - 25amp 16V Charger - \$199.00**
- TB16V - Turbo Booster - \$160.00**
 (For 3 Post Battery)
- 12V15A - Voltage Resistor - \$49.00**

Battery Vent Mount

Securely mounts battery vent container to chassis.

JBRC1060 - \$15.00



Battery Cable Kit


Includes 20' (single) 22' (dual) of #4 stranded copper cable, 8 (single) 12 (dual) crimpable lug ends, shrink sleeve, 12 chassis mounting clamps and 2 (single) 4 (dual) battery terminal ends.



Single Battery Kit
JBRC5036 - \$59.00
 Dual Battery Kit
JBRC5037 - \$79.00

Charge Connector

Charge connector plug kit. Positive and negative cables plug in together. Female connector can be flush



mounted in body

JBRC5573 - \$19.00

"In The Race For Quality, There is No Finish Line"






On/Off Switch Kit

Actuated by a push/pull rod, this quick dis-

connect power switch mounts to your chassis with a 4130 .090 moly mounting plate. The actuating rod is connected to the switch by an aluminum CNC lever. This kit comes complete with switch, mounting plate, CNC lever, push/pull rod, knob and quick pin. Optional H/D 300 amp switch available.

JBRC1027 - \$65.00
JBRC1027HD - \$89.00

Dual On/Off Switch Kit




Dual on/off switches attach to your chassis with

4130 .090 moly mounting plates. The actuating rod is connected to both switches via aluminum CNC levers and 10/32 rod ends. Specifically designed for use with 16 volt / 12 volt 3 post batteries.


JBRC1026 - \$120.00
JBRC1026HD - \$168.00

On/Off Switches

125 amp
 3/8" Stud Terminals
JBRC5513 - \$24.00
 300 amp
 1/2" Stud Terminals
JBRC5514 - \$48.00



Overhead Control Panel



The *JBRC* control switch mounting panel is designed to mount to the overhead roll cage bar. It is designed to function with fused or unfused applications. For some time, the hardcore racer has often built his own switch panel because of the lack of availability of a non-fused system. This unit comes a heavy duty starter button and 6 (20 amp) toggle switches. If fusing is required, a bolt in auto fuse panel is supplied. Simple wiring eliminates printed circuit failures. Constructed of 4130 moly and powder coated for a durable, attractive finish. Lower portion of panel *DZUS's* apart, easily dropping switch mounting section from its overhead location for easy maintenance. When fastened, the unique design locks the sections securely together. Comes complete with all control panel wiring and lead cable.

Fused JBRC5510 - \$169.00
Nonfused JBRC5511 - \$149.00

Wiring Harness Kits



At last there is a Professional wiring kit available. This kit feature a special MT wire that has low resistance with a oil resistant jacket. Complete instruction and diagram of how to wire your car the same way the complete cars at *JBRC* are done. Kit


comes with all wire, grommets, wire ends, cable ends, tie wraps, wire cable clamps, shrink tubing, terminal strip, strip mounting tab, battery lugs (2) and special large head rivets to mount clamps.

Complete Kit JBRC5515 - \$269.00
Kit Less Battery Cable JBRC5516 - \$219.00

Delay Timer

Our 12 volt delay timer can be set in .01 - 10 seconds of delay intervals. Commonly used to bring in the 2nd NOS system and to delay the electric shock changes from the gear change. For extreme service applications HD timer with digital push button selections. Comes with complete wiring diagram.


Timer JBRC5505 - \$89.00
HD Timer JBRC5530 - \$115.00
Base JBRC5506 - \$6.00





Push Button Stretch Cord

Heavy duty 10 amp switch with heavy gauge industrial strength cord and wire help eliminate fatigue and wiring failures of lower quality cords. Ideal for NOS, trans brake and line lock steering wheel applications.

JBRC5503 - \$59.00





Air Activated Micro Switch

To be used when your electrical component needs to be activated by air. This switch comes with a 5/32" quick release hose connection and has NO and NC terminal connections

JBRC5531
\$45.00

Snap Switch

When this switch is depressed, there is still travel left in the button after switch is engaged. Pushing past the application point won't damage switch.

JBRC5508
\$15.00

Roller Snap Switch

Roller tip on actuator arm. Engagement arm can be bent for additional adjustment after mounting. Has NO and NC circuit connections.

JBRC5524

Miniature Snap Switch

Roller tip on actuator arm. Used when space is limited. Has NO and NC circuit connections. Mounts to G Force transmission with JB-193 tab.

JBRC5523
\$8.00
JB-193
\$9.50

Single Throw Switch

Used to power accessories such as fuel pump, water pump, fan and lights. 20 amp rated, long toggle lever. Spade terminal connections. On/Off plate and mounting nuts included.

JBRC5535
\$12.00

Single Throw Switch

Used to power accessories such as fuel pump, water pump, fan and lights. 20 amp rated, short toggle lever. Spade terminal connections. On/Off plate and mounting nuts included.

JBRC5536
\$9.00

Single Throw Switch

Used to power accessories such as fuel pump, water pump, fan and lights. 20 amp rated, short toggle lever. Screw fastening connections. On/Off plate and mounting nuts included.

JBRC5537
\$9.00

Push Button Switch


Waterproof and dust proof. Neoprene cover cap. In car or under hood mounting. Rated at 35 amps at 12V. Compatible with JBRC1120 remote mount.

JBRC5526
\$12.00

Push Button Switch

Waterproof and dust proof. Neoprene cover cap. Starter switch used in JBRC Overhead Control Panel.

JBRC5539
\$14.00



Starter Solenoid

This heavy duty solenoid is rated for continuous service and is capable of handling the high amp loads generated from high performance engines and dual 16 volt battery systems.

JBRC5500 - \$24.00





Remote Starter Button Mount

Protector ring shrouds the button so it cannot be pushed accidentally.

JBRC1120 - \$13.50
Switch Sold Separately

Lenco Switch Mounting Tab




JB-048 4 speed - \$8.50
JB-072 5 speed - \$11.50



Tail Lamp Mount Kit

Our kit makes mounting a bulb behind a tail lamp lens easy. The bracket bolts or welds to the tail lamp mounting tubes. Comes complete with bracket, lamp and socket.

JBRC5512 - \$13.50




Clutch Operated Switch

This switch is used to operate the two-step RPM limiter and is easily mounted to floor. The swing arm is completely adjustable. Can

be used as open or closed switch. Wiring harness included.

JBRC5509 - \$89.00




Oil Pressure Warning Lamp

Plumbs into oil pressure line at gauge, red warning lamp mounted in dash lights when oil pressure

drops below 15 psi or 30 psi.


JBRC5525-15 - \$39.00
JBRC5525-30 - \$39.00



Relay

This heavy-duty relay is rated at 30 amps for use with 12 volt applications. Can be used for NOS solenoid, fuel pumps or any other 12-volt requirement. Optional plug-in base also available.


JBRC5507 - \$13.50
Relay
JBRC5507A - \$1.00
Base



Clutch Switch Mounting Tab

Bend this tab to fit your application. Slide mounting makes dead nuts adjustments possible. Can be bolted or welded.

JB-201 - \$12.00



Timing Terminal

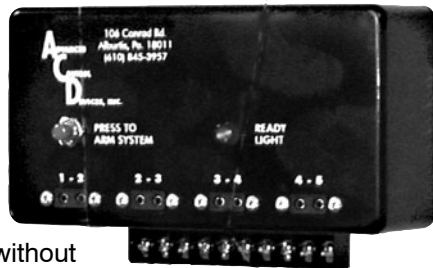
Mounts thru firewall to insulate power wire from surface, creating an easy way to hook up timing light.

JBRC5502 - \$12.00



ACD Shift Light Controller


The ACD Shift Light allows you to trigger a shift light a different RPM for each shift. The unit will also automatically switch to the next chip without RPM drop. The Shift Light is given a consistent .5 second light pulse for improved shifting consistency. The shift Light will not come back on in high gear.



ACD8210 - \$249.00

Weathertight Sealed Connectors

Withstands 250 F temperatures. Positive locks Click when connectors are joined. Indexed to prevent mismatching. Comes as complete male and female kit.



- JBRC5550** 1 pin set \$5.00 **JBRC5551** 2 pin set \$5.50
JBRC5552 3 pin set \$5.75 **JBRC5553** 4 pin set \$6.50
JBRC5554 6 pin set \$7.00 **JBRC5555** pin removal tool \$13.00



Weathertight Sealed Connector Kit


Everything you need to do a professional job. Over 660 pieces with all necessary tools.

JBRC5560
\$199.00

Vibration Mounts

Protect components from vibration transmitted thru the chassis.

- #1 **JBRC5546** - \$4.00
 #2 **JBRC5548** - \$3.75
 #3 **JBRC5549** - \$4.25



tilton

WINNERS CHOOSE Super Starters

| Application | Standard Duty | Amount | Severe Duty | Amount |
|--|---------------|----------|-------------|----------|
| Chevy V8, 90° V6 (153/168 tooth flywheel) | 54-10001 | \$276.25 | 54-20001 | \$340.00 |
| Chevy V8, Corporate Big Block, Left-Mount | 54-10041 | 335.75 | 54-20041 | 399.50 |
| Chevy V8, Pro Stock, 142T flywheel. Left-Mount | 54-10057 | n/a | 54-20057 | 399.50 |
| Ford V8, .640" offset, SB 1968-up | 54-10013 | 293.25 | 54-20013 | 357.00 |
| Ford V8, .490" offset, 429-460 CID | 54-10014 | 293.25 | 54-20014 | 357.00 |
| Oldsmobile V8, 350-455 CID | 54-10031 | 310.25 | 54-20031 | 378.25 |




DEDENBEAR

Introducing the ultimate in delay boxes, the COMMAND CENTER Model CC3. In one small package, the CC3 provides all the electronics needed to run today's sophisticated race cars. **JBRC** carries a complete line of Dedenbear products, Call for pricing.



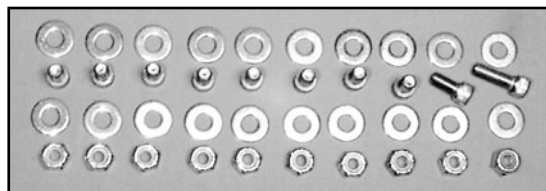
Insulated Stud



Allows isolation of positive cables from body. Bolts to any surface. Comes in two sizes. Large insulator comes with protective cover

- Small Insulator
JBRC5501 - \$5.00
 Large Insulator
MOR74160 \$25.50

Stainless Ground Stud Kit



Welds to chassis. Insures a positive electrical ground without corrosion.

JBRC5504 - \$9.00

Fluid Heating Pad

Preheats fluids for optimum performance. Operates on 110 volt power supply. 5-1/2" x 7", adhesive backed.

JBRC5023 - \$49.95




The One Stop Chassis Shop

24-hour FAX (636) 356-4667 <http://jerrybickel.com> (636) 356-4727



Data Recorders



Two models currently available, the V300 and the V500. they are nearly identical in features, with the exception of the number of channels they support and the amount of memory they contain. Both offer complete integration with the V-Net system, while also supporting a number of hard-wired analog and digital channels as used on previous generation data recorders. Their compact size and lighter weight is a result of being able to rely on the microprocessor in the V-Net modules to share some of the computing workload. Unique to the V series recorders it the ability to also output any information that is gathered over the V-Net line. The



following chart details the indi-

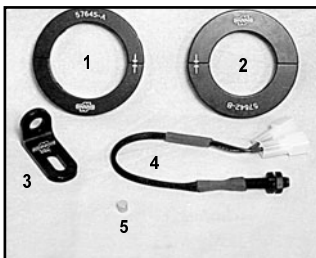
| V-Series Data Recorders at a Glance | | |
|-------------------------------------|---|---|
| | V300 | V500 |
| Number of recording channels | Up to 40 total V-Net 32 Hardwired : 4 digital, 4 analog | Up to 48 total V-Net 32 Hardwired: 8 digital, 8 analog |
| Memory | 1 Mbyte | 2 Mbyte (expandable to 4 Mb) |
| Sampling rates | V-Net channels: Programmable up to 100 times per second Digital channels: RPM and switch contacts are programmable up to 100 times per second Analog channels: Programmable up to 1000 times per second | |
| Output | All channels monitored on the V-Net are output over the V-net bus | |
| Internal sensors (optional) | Battery voltage Longitudinal G meter Lateral G meter | N/A |
| Weight | 10 ounces | 17 ounces |
| Dimensions (H X L X W) | 1.215" x 3.150" x 3.935" | 1.215" x 5.350" x 5.50" |

V300 Data Recorder w/DataLink Lite, Download Software Kit \$1,395.00

V500 Data Recorder w/DataLink Lite, Download Software Kit \$2,495.00

Call for pricing on the following options


- Software
- V-net Modules with Sensors
- Gauges
- Installation Components
- V-Net Cables



Computer Pickup Assemblies

The split collar pickup ring clamps to the pinion yoke providing drive-shaft rotation data for on board computer systems. Holds 1 to 4 magnets.

- 1 - MAR57646 - Ring & Brkt Lrg Pinion \$57.00
- 2 - MAR57640 - Ring & Brkt Std Pinion 57.00
- 3 - MAR57641 - Sensor Bracket only 20.00
- 4 - JBRC5532-516 - Proximity Sensor (SC-1000) 70.00
- 4 - JBRC5532-38 - Proximity Sensor (V-Net) 125.00
- 5 - JBRC5533 - Magnet 5.00



Computer Switch & Tab

- JB-053 Tab - \$4.75
- JBRC5538 Switch - \$10.00

single pole double throw - use for burnout mode

Computer Mounting Brackets

Mounts computer to chassis. Has provisions for SC-1000, 4000 and V300-500 series. Constructed from .050 4130 material. Light weight yet strong.



JB-124B - \$24.00 (pr)

"In The Race For Quality, There is No Finish Line"



Fuel Cells & Components



Jaz Fuel Cells



JAZ Products maintains its own factory, equipment and molds, producing the highest quality fuel cells, rotationally molded in seamless cross-linked polyethylene. Each cell features a one-way flapper valve vent in the cap assembly which allows air to displace fuel as it is used, and closes if overturned. JAZ Products only use MIL SPEC B-83054 aviation safety foam in all their cells. This foam is far superior and has a 10 times longer service life than that of other non fuel approved foams on the market. All JAZ fuel cells exceed SFI SPEC 28.1 and are accepted by most sanctioning organizations.



| Drag Race Vertical | | | | | |
|---------------------------|--------|--------|---------|------------|----------|
| SIZE | LENGTH | WIDTH | DEPTH | PART# | AMOUNT |
| 1 Gallon | 6" | 6" | 12" | 250-001-01 | \$101.95 |
| 3 Gallon | 8 1/4" | 8 1/4" | 14 1/2" | 250-003-01 | 101.95 |
| 3 Gallon | 8" | 8" | 15" | 250-303-01 | 101.95 |
| 4 Gallon | 9" | 10" | 17" | 250-004-01 | 101.95 |
| 5 Gallon | 9" | 11" | 18" | 250-105-01 | 101.95 |

| Drag Race Horizontal | | | | | |
|-----------------------------|---------|---------|--------|------------|----------|
| SIZE | LENGTH | WIDTH | DEPTH | PART# | AMOUNT |
| 1 Gallon | 13" | 13" | 8" | 250-005-01 | \$101.95 |
| 8 Gallon | 20" | 15" | 7 1/2" | 250-008-01 | 109.95 |
| 12 Gallon | 17 1/2" | 16" | 10" | 250-012-01 | 115.95 |
| 16 Gallon | 25" | 17" | 9" | 250-016-01 | 126.95 |
| 16 Gallon | 18 1/2" | 18 1/2" | 12" | 250-116-01 | 126.95 |

| Nitrous Enrichment | | | | | |
|---------------------------|--------|-------|-------|------------|----------|
| SIZE | LENGTH | WIDTH | DEPTH | PART# | AMOUNT |
| 1 Gallon | 6" | 6" | 12" | 220-001-01 | \$124.95 |

| Econo Rail | | | | | |
|--|--------|---------|--------|------------|----------|
| SIZE | LENGTH | WIDTH | DEPTH | PART# | AMOUNT |
| 4 Gallon | 12" | 12 1/2" | 8 1/2" | 290-104-01 | \$110.95 |
| THIS FUEL CELL HAS SFI CERTIFICATION TAG | | | | | |
| 4 Gallon | 12" | 12 1/2" | 8 1/2" | JBRC004 | \$148.95 |

| 2 Gal. Pro Stock | | | | | |
|--|--------|-------|-------|----------|----------|
| SIZE | LENGTH | WIDTH | DEPTH | PART# | AMOUNT |
| THIS FUEL CELL HAS SFI CERTIFICATION TAG | | | | | |
| 2 Gallon | 7" | 9" | 10" | JBRC-002 | \$179.95 |

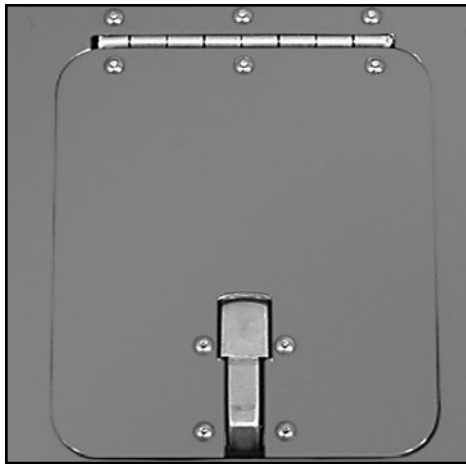
| 3 Gal. Pro Stock | | | | | |
|--|--------|-------|-------|----------|----------|
| SIZE | LENGTH | WIDTH | DEPTH | PART# | AMOUNT |
| THIS FUEL CELL HAS SFI CERTIFICATION TAG | | | | | |
| 3 Gallon | 8" | 8" | 15" | JBRC-303 | \$190.95 |

| 3 Gal. Pro Modified | | | | | |
|--|--------|--------|---------|------------|----------|
| SIZE | LENGTH | WIDTH | DEPTH | PART# | AMOUNT |
| THIS FUEL CELL HAS SFI CERTIFICATION TAG | | | | | |
| 3 Gallon | 8 1/4" | 8 1/4" | 14 1/2" | 220-003-01 | \$190.95 |

| Fuel Cell Mounts | | | | | |
|-------------------------|-------------|---------|------------|-------------|---------|
| Part# | Application | Amount | Part# | Application | Amount |
| 400-001-03 | -001CELLS | \$26.95 | 400-105-03 | -105CELLS | \$29.95 |
| 400-003-03 | -003CELLS | 26.95 | 400-008-03 | -008CELLS | 31.95 |
| 400-303-03 | -303CELLS | 26.95 | 400-012-03 | -012CELLS | 32.95 |
| 400-004-03 | -004CELLS | 26.95 | 400-016-03 | -016CELLS | 32.95 |
| 400-005-03 | -005CELLS | 26.95 | 400-116-03 | -116CELLS | 33.95 |


The One Stop Chassis Shop

24-hour FAX (636) 356-4667 <http://jerrybickel.com> (636) 356-4727



Fuel Access Door

Eliminate removing the deck lid to refuel! One push on the flush mounted spring loaded catch and you have an opening of 5" x 5-1/2".



• **Flush mount**, constructed of 4130 moly, is complete with all mounting hardware and installation instructions.

JBRC2001 - \$55.00



• **Surface mount**, constructed of .060 aluminum, eliminates the need to be painted. An excellent application on pre-painted surfaces. Complete with all mounting hardware.

JBRC2002 - \$55.00



Vent/Roll-Over Valve

A dual purpose vent and safety valve that prevents fuel from escaping from the vent line should the car roll over.

#6 AN - **JBRC5022A-6 \$25.00**

#8 AN - **JBRC5022A-8 \$25.00**

Fuel Cell Vent Kit

Vent your fuel cell without restricting flow. Intake shielded with a high-flow filter preventing track debris from entering fuel cell.




Vent Kit - **JBRC5022 - \$29.00**

Replacement Filter - **JBRC5022B \$18.00**

Fuel Cell Mount

Fuel cell straps are custom fabricated to each cell from 1" x .050 4130 strap. 360 degree design holds fuel cell securely. Chassis tabs and mounting hardware included.

(Specify fuel cell size)



6061-T6 Aluminum Female Weld Bungs

KEI987104 - #4 - \$7.25

KEI987106 - #6 - \$7.25

KEI987108 - #8 - \$7.25

KEI987110 - #10 - \$11.60


KEI987112 - #12 - \$14.70

KEI996701 - 1/8" NPT - \$3.41

KEI996702 - 1/4" NPT - \$3.41

KEI996703 - 3/8" NPT - \$5.94

KEI996704 - 1/2" NPT - \$7.00




Front Fuel Cell Mount

The rules mandating front fuel cells require an 1-1/4" x .065 4130 moly surround pipe. Designed to slip-fit and bolt to receiver tubes welded to chassis and retained by a 1/2" moly tube and strap. Available for 2, 3 or 4 gallon fuel cell. All hardware included. Cells not included in price

2 gal **JBRC1042 - \$195.00**

3 gal **JBRC1042A - \$195.00**


4 gal **JBRC1042B - \$195.00**






Barry Grant Fuel Pumps

- BG170001 - BG400 - 400 gph @ 18 psi - \$419.00
- BG170002 - BG280 - 280 gph @ 22 psi - \$299.00
- BG170012 - BG220 - 220 gph @ 15 psi - \$279.00



Barry Grant Accessories

- BG170003 - Adjustable Bypass 16-35 psi - \$ 60.00
- BG170018 - BG5000 Fuel Filter - \$99.00
(8 micron rating, non-restricting)
- BG170023 - 4 Port Regulator - \$219.00
- BG170025 - 2 Port Regulator - \$105.00
- BG170030 - Fuel Pump Mount Clamp - \$12.50
- BG170019 - BG5000



Fuel Pump Mounting Tabs

- JB-099A BG220 - \$12.00
- JB-019C BG280, BG400
- Weldon & Magnaflow - \$12.00



Fuel Pressure Gauge

Use the 15 psi gauge for carburetor inlet pressure and the 30 psi gauge for fuel pump pressure

- 170124 15 psi gauge (back mount) \$28.00
- 170024 30 psi gauge (back mount) \$28.00
- 170126 30 psi gauge (bottom mount) \$28.00



MagnaFlow ProStar 500

MagnaFlow pumps use external by-passes to eliminate pump cavitation and stabilize fuel flow and pressure by instantaneously compensating for sudden changes in fuel demand. The pump and by-pass are designed to eliminate fuel starvation.

MP-4401 \$399.00

MagnaFlow ProStar EFI 600

MagnaFlow's ProStar EFI 600 fuel pump provides the highest volume at the highest pressure, period. No other single pump can compete. The EFI 600 can operate at pressures from 20 to 120 psi. It's the first and only performance pump to supply engines in excess of 2,000 hp at the high delivery pressures and volume demands of a supercharged and turbo-charged applications.



MagnaFlow Four Port Pressure Control



The MagnaFlow cartridge design is the latest and make the greatest revolution in racing fuel pressure control. Reduces the amount of pressure drop that normally occurs at high flow demand and during times of sudden change in fuel demand.

MP-9433 \$210.00

MagnaFlow EFI Pressure Control


MagnaFlow's EFI Pressure Control Units provide far more accurate metering of the fuel flow than any old-style ball-over-hole arrangements. Provides the most stable platform for fuel delivery in the industry.

MP-9950 \$210.00




High Flow Fuel Filter

- Billet Aluminum Construction
 - Replaceable Stainless Steel Element
 - 400 GPH @ 25 psi
 - Nominal Micron Rating of 125
 - Lightweight
 - -10 AN Inlet and Outlet Fittings
 - -6, -8, -12 Available
- Filter JBRC4156 - \$149.00
Element JBRC4105 - \$48.00



Plumbing Supplies



XRP Plumbing Supplies

| HOSE ENDS | | |
|-----------|--------------------|--------|
| PART # | DESCRIPTION | AMOUNT |
| 100004 | #4 Straight | 5.50 |
| 100006 | #6 Straight | 5.85 |
| 100008 | #8 Straight | 7.55 |
| 100010 | #10 Straight | 9.95 |
| 100012 | #12 Straight | 13.75 |
| 100016 | #16 Straight | 22.40 |
| 104504 | #4 45* | 14.18 |
| 104506 | #6 45* | 14.45 |
| 104508 | #8 45* | 17.39 |
| 104510 | #10 45* | 20.60 |
| 104512 | #12 45* | 25.68 |
| 104516 | #16 45* | 34.24 |
| 109004 | #4 90* | 14.18 |
| 109006 | #6 90* | 14.45 |
| 109008 | #8 90* | 17.39 |
| 109010 | #10 90* | 20.60 |
| 109012 | #12 90* | 25.68 |
| 109016 | #16 90* | 34.24 |
| 112006 | #6 120* | 17.12 |
| 112008 | #8 120* | 20.60 |
| 112010 | #10 120* | 24.61 |
| 112012 | #12 120* | 27.82 |
| 112016 | #16 120* | 40.66 |
| 115006 | #6 150* | 17.12 |
| 115008 | #8 150* | 20.60 |
| 115010 | #10 150* | 24.61 |
| 115012 | #12 150* | 27.82 |
| 115016 | #16 150* | 40.66 |
| 118006 | #6 180* | 17.12 |
| 118008 | #8 180* | 20.60 |
| 118010 | #10 180* | 24.61 |
| 118012 | #12 180* | 27.82 |
| 118016 | #16 180* | 40.66 |
| 600004 | #4 Teflon Straight | 4.80 |
| 600006 | #6 Teflon Straight | 6.20 |
| 604504 | #4 Teflon 45* | 8.85 |
| 604506 | #6 Teflon 45* | 14.50 |
| 609004 | #4 Teflon 90* | 8.85 |
| 609006 | #6 Teflon 90* | 14.50 |
| 982266 | 90* #6 -3/8" NPT | 8.60 |
| 982306 | 45* #6 -1/4" NPT | 6.20 |

| PLUGS | | |
|--------|---------------------|--------|
| PART # | DESCRIPTION | AMOUNT |
| 980606 | #6 Flare | 1.07 |
| 980608 | #8 Flare | 2.05 |
| 980610 | #10 Flare | 2.75 |
| 980612 | #12 Flare | 4.00 |
| 981404 | #4 Straight Thread | 1.70 |
| 981406 | #6 Straight Thread | 1.73 |
| 981408 | #8 Straight Thread | 2.75 |
| 981410 | #10 Straight Thread | 4.10 |
| 981412 | #12 Straight Thread | 6.20 |
| 993202 | 1/8" NPT | 1.00 |
| 993203 | 1/4" NPT | 1.00 |
| 993204 | 3/8" NPT | 1.27 |
| 993205 | 1/2" NPT | 2.75 |
| 993206 | 3/4" NPT | 3.45 |

| ADAPTERS | | |
|----------|-------------------|--------|
| PART # | DESCRIPTION | AMOUNT |
| 981603 | #3 -1/8" NPT | 1.70 |
| 981604 | #4 - 1/8" NPT | 1.70 |
| 981606 | #6 -1/4" NPT | 2.05 |
| 981607 | #8 -1/4" NPT | 2.71 |
| 981608 | #8 -3/8" NPT | 2.71 |
| 981610 | #10 -1/2" NPT | 4.10 |
| 981611 | #10 -3/8" NPT | 4.50 |
| 981612 | #12 - 3/4" NPT | 7.50 |
| 981614 | #12 -1/2" NPT | 7.50 |
| 981644 | #4 -1/4" NPT | 2.10 |
| 981662 | #6 -1/8" NPT | 2.45 |
| 981666 | #6 - 3/8" NPT | 2.70 |
| 981668 | #6 - 1/2" NPT | 4.10 |
| 981688 | #8 -1/2" NPT | 4.10 |
| 982203 | 90* #3 -1/8" NPT | 6.20 |
| 982204 | 90* #4 -1/8" NPT | 5.50 |
| 982208 | 90* #8 -3/8" NPT | 7.50 |
| 982210 | 90* #10 -1/2" NPT | 12.40 |
| 982244 | 90* #4 -1/4" NPT | 6.20 |
| 982262 | 90* #6 -1/8"NPT | 7.50 |
| 982266 | 90* #6 -3/8" NPT | 8.60 |
| 982306 | 45* #6 -1/4" NPT | 6.20 |

| UNIONS | | |
|--------|--------------------|--------|
| PART # | DESCRIPTION | AMOUNT |
| 980404 | #4 Bulkhead/On Run | 10.30 |
| 981503 | #3 Male Flare | 2.05 |
| 981504 | #4 Male Flare | 2.05 |
| 981506 | #6 Male Flare | 2.05 |
| 981508 | #8 Male Flare | 4.11 |
| 981510 | #10 Male Flare | 3.52 |
| 981512 | #12 Male Flare | 8.75 |
| 983203 | #3 Bulkhead | 3.32 |
| 983204 | #4 Bulkhead | 3.00 |
| 983206 | #6 Bulkhead | 3.32 |
| 983208 | #8 Bulkhead | 5.50 |
| 983210 | #10 Bulkhead | 8.25 |
| 983212 | #12 Bulkhead | 10.35 |
| 983304 | #4 90* Bulkhead | 5.00 |
| 983306 | #6 90* Bulkhead | 6.75 |
| 983308 | #8 90* Bulkhead | 10.25 |
| 983310 | #10 90* Bulkhead | 13.50 |
| 983312 | #12 90* Bulkhead | 20.50 |
| 983704 | #4 45* Bulkhead | 5.00 |
| 983708 | #8 45* Bulkhead | 10.00 |

| HOSES | | |
|--------|---------------------|--------|
| PART # | DESCRIPTION | AMOUNT |
| 300004 | #4 Stainless Steel | 4.82 |
| 300006 | #6 Stainless Steel | 5.40 |
| 300008 | #8 Stainless Steel | 6.50 |
| 300010 | #10 Stainless Steel | 7.50 |
| 300012 | #12 Stainless Steel | 8.50 |
| 300016 | #16 Stainless Steel | 10.59 |
| 610003 | #3 Stainless Teflon | 2.63 |
| 610004 | #4 Stainless Teflon | 3.15 |
| 610006 | #6 Stainless Teflon | 5.20 |

| COUPLERS | | |
|----------|-----------------|--------|
| PART # | DESCRIPTION | AMOUNT |
| 900104 | #4 Female | 4.80 |
| 900106 | #6 Female | 4.80 |
| 900108 | #8 Female | 6.00 |
| 900110 | #10 Female | 7.80 |
| 900112 | #12 Female | 10.80 |
| 924504 | #4 45* Female | 9.65 |
| 924506 | #6 45* Female | 9.65 |
| 924508 | #8 45* Female | 11.90 |
| 924510 | #10 45* Female | 15.60 |
| 924512 | #12 45* Female | 16.60 |
| 929004 | #4 90* Female | 9.65 |
| 929006 | #6 90* Female | 9.65 |
| 929008 | #8 90* Female | 11.90 |
| 929010 | #10 90* Female | 15.60 |
| 929012 | #12 90* Female | 16.60 |
| 991001 | 1/8" NPT Female | 2.40 |
| 991002 | 1/4" NPT Female | 2.75 |
| 991003 | 3/8" NPT Female | 4.60 |
| 991004 | 1/2" NPT Female | 7.50 |
| 991101 | 1/8" NPT Male | 1.80 |
| 991102 | 1/4" NPT Male | 2.75 |
| 991103 | 3/8" NPT Male | 4.80 |
| 991104 | 1/2" NPT Male | 6.20 |
| 993204 | 3/8" NPT | 1.27 |
| 993205 | 1/2" NPT | 2.75 |
| 993206 | 3/4" NPT | 3.45 |

| REDUCERS | | |
|----------|-----------------|--------|
| PART # | DESCRIPTION | AMOUNT |
| 991912 | #6 - #8 Flare | 4.75 |
| 991915 | #8 - #10 Flare | 6.90 |
| 991920 | #10 - #12 Flare | 10.35 |

| SPECIALTY FITTINGS | | |
|--------------------|--------------------|--------|
| PART# | DESCRIPTION | AMOUNT |
| 700106 | #6 Holley 7/8" -20 | 6.00 |
| 700108 | #8 Holley 7/8" -20 | 6.00 |

| PLUGS | | |
|--------|---------------------|--------|
| PART # | DESCRIPTION | AMOUNT |
| 980606 | #6 Flare | 1.07 |
| 980608 | #8 Flare | 2.05 |
| 980610 | #10 Flare | 2.75 |
| 980612 | #12 Flare | 4.00 |
| 981404 | #4 Straight Thread | 1.70 |
| 981406 | #6 Straight Thread | 1.73 |
| 981408 | #8 Straight Thread | 2.75 |
| 981410 | #10 Straight Thread | 4.10 |
| 981412 | #12 Straight Thread | 6.20 |
| 993202 | 1/8" NPT | 1.00 |
| 993203 | 1/4" NPT | 1.00 |
| 993204 | 3/8" NPT | 1.27 |
| 993205 | 1/2" NPT | 2.75 |
| 993206 | 3/4" NPT | 3.45 |

| TUBE NUTS & SLEEVES | | |
|---------------------|----------------|--------|
| PART # | DESCRIPTION | AMOUNT |
| 981803 | #3 Tube Nut | .70 |
| 981804 | #4 Tube Nut | .70 |
| 981806 | #6 Tube Nut | .90 |
| 981808 | #8 Tube Nut | 1.35 |
| 981903 | #3 Tube Sleeve | .65 |
| 981904 | #4 Tube Sleeve | .65 |
| 981906 | #6 Tube Sleeve | .65 |
| 981908 | #8 Tube Sleeve | 1.02 |

| TEES | | |
|--------|-----------------|--------|
| PART # | DESCRIPTION | AMOUNT |
| 982403 | #3 Flare | 6.75 |
| 982404 | #4 Flare | 6.75 |
| 982406 | #6 Flare | 6.75 |
| 982408 | #8 Flare | 13.50 |
| 982410 | #10 Flare | 16.40 |
| 982412 | #12 Flare | 22.00 |
| 991701 | 1/8" NPT Female | 10.25 |
| 991702 | 1/4" NPT Female | 12.00 |
| 991703 | 3/8" NPT Female | 17.25 |
| 991704 | 1/2" NPT Female | 21.00 |

| CAPS | | |
|--------|-------------|--------|
| PART # | DESCRIPTION | AMOUNT |
| 992903 | #3 Cap | 1.35 |
| 992904 | #4 Cap | 1.35 |
| 992906 | #6 Cap | 1.50 |
| 992908 | #8 Cap | 3.00 |
| 992910 | #10 Cap | 4.00 |
| 992912 | #12 Cap | 5.50 |

| BULKHEAD NUTS | | |
|---------------|------------------|--------|
| PART # | DESCRIPTION | AMOUNT |
| 992403 | #3 3/8" - 24 | .70 |
| 992404 | #4 7/16" - 20 | .70 |
| 992406 | #6 9/16" -18 | .70 |
| 992408 | #8 3/4" - 16 | 1.70 |
| 992410 | #10 7/8" - 12 | 1.70 |
| 992412 | #12 1-1/16" - 12 | 1.93 |

| GAUGE ADAPTERS | | |
|----------------|----------------------|--------|
| PART # | DESCRIPTION | AMOUNT |
| 140034 | 1/8" NPT -7/8"-20 | 8.00 |
| 700192 | #6 Male - #6 Male | 6.85 |
| 700194 | #6 - 3/8" NPT | 6.85 |
| 700195 | #6 Male - #6 Female | 8.25 |
| 700196 | #8 Male - #8 Male | 8.00 |
| 700198 | #8 - 3/8" NPT | 8.00 |
| 700199 | #8 Male - #8 Female | 9.50 |
| 705003 | #3 Male - 1/8 NPT Fe | 4.33 |
| 705004 | 1/8" NPT Fe- #4 Male | 1.68 |
| 705200 | 1/4" NPT Fe- #4 Male | 5.08 |

| FUEL PSI GAUGES | | |
|-----------------|-------------|--------|
| PART# | DESCRIPTION | AMOUNT |
| BG170124 | 0-15# Gauge | 26.50 |
| BG170024 | 0-30# Gauge | 26.50 |
| BG170126 | 0-30# Gauge | 26.50 |

(bottom mount)





Racing Hose and Fittings

Free Hose Assembly



*Up to 45% lighter...
See how fast "lite" can be!*

Flame retardant and 45% lighter than conventional high performance hose

StartLite Racing Hose utilizes a fire-retardant Nomex cover and Aeroquip's patented AQP® elastomer inner tube. StartLite hose assemblies are 45% lighter in weight than conventional high performance assemblies! For ultimate weight savings, use aluminum crimp-style swivel fittings, which are available in sizes -04 thru -20 and are crimped using the Aeroquip ProCrimp® 1380 assembly machine. For ultimate field serviceability, choose Aeroquip's high

Hose Specifications

| Hose Dash Size | Hose I.D. | Hose O.D. | Maximum Operating Pressure | Minimum Bend Radius | Weight Per Foot | Vacuum | Part Number | Amount Per Foot |
|----------------|-----------|-----------|----------------------------|---------------------|-----------------|---------|-------------|-----------------|
| | INCH | INCH | PSI | INCHES | POUND | INCH/HG | | |
| -04 | .22 | .34 | 200 | 2.00 | .05 | 20 | FBU0400 | \$14.29 |
| -06 | .34 | .55 | 200 | 2.50 | .08 | 20 | FBU0600 | 16.20 |
| -08 | .44 | .64 | 200 | 3.50 | .11 | 20 | FBU0800 | 20.14 |
| -10 | .56 | .80 | 200 | 4.00 | .14 | 20 | FBU1000 | 23.51 |
| -12 | .69 | .93 | 200/100 | 4.50 | .16 | 20 | FBU1200 | 26.44 |



Aeroquip StartLite Hose & Fittings

Straight Fitting

S.A.E.
37°
(JIC/AN)



| Hose Size | Part Number | Amount |
|-----------|-------------|---------|
| -04 | FBM4211 | \$13.13 |
| -06 | FBM4212 | 7.46 |
| -08 | FBM4213 | 8.86 |
| -10 | FBM4214 | 13.15 |
| -12 | FBM4215 | 14.97 |

45° Elbow Fitting

S.A.E.
37°
(JIC/AN)



| Hose Size | Part Number | Amount |
|-----------|-------------|---------|
| -04 | FBM4121 | \$23.17 |
| -06 | FBM4222 | 19.29 |
| -08 | FBM4223 | 20.72 |
| -10 | FBM4224 | 25.65 |
| -12 | FBM4225 | 30.60 |

90° Elbow Fitting

S.A.E.
37°
(JIC/AN)



| Hose Size | Part Number | Amount |
|-----------|-------------|---------|
| -04 | FBM4131 | \$23.25 |
| -06 | FBM4232 | 19.22 |
| -08 | FBM4233 | 19.93 |
| -10 | FBM4234 | 25.65 |
| -12 | FBM4235 | 30.90 |

120° Elbow Fitting

S.A.E.
37°
(JIC/AN)



| Hose Size | Part Number | Amount |
|-----------|-------------|---------|
| -04 | FBM4141 | \$24.40 |
| -06 | FBM4242 | 22.20 |
| -08 | FBM4243 | 22.94 |
| -10 | FBM4244 | 29.03 |
| -12 | FBM4245 | 34.40 |

150° Elbow Fitting

S.A.E.
37°
(JIC/AN)



| Hose Size | Part Number | Amount |
|-----------|-------------|---------|
| -04 | FBM4151 | \$24.59 |
| -06 | FBM4252 | 23.96 |
| -08 | FBM4253 | 24.15 |
| -10 | FBM4254 | 30.69 |
| -12 | FBM4255 | 31.75 |

Firesleeve



| Hose Size | Part Number | Amount Per Foot |
|-----------|-------------|-----------------|
| -06 | FBS0900 | \$7.31 |
| -08 | FBS1100 | 9.00 |
| -10 | FBS1300 | 10.10 |
| -12 | FBS1600 | 12.50 |

The One Stop Chassis Shop

24-hour FAX (636) 356-4667 <http://jerrybickel.com> (636) 356-4727

Headers & Accessories

Pro Headers


JBRC has complete fabricated headers in straight and step models available for most popular engines and chassis combinations.



| | Tube Size | Amount |
|--------------------|--------------------------|-----------|
| Single Step | Up to 2 1/2" | \$1050.00 |
| | Up to 2 5/8" | 1150.00 |
| Two Step | 2 3/8" x 2 1/2" | 1075.00 |
| | 2 1/2" x 2 5/8" | 1100.00 |
| | 2 5/8" x 2 3/4" | 1150.00 |
| Three Step | 2 1/4" x 2 3/8" x 2 1/2" | 1050.00 |
| | 2 3/8" x 2 1/2" x 2 5/8" | 1075.00 |
| | 2 1/2" x 2 5/8" x 2 3/4" | 1150.00 |

Your Choice of Slip On Collector Size

Mild Steel Mandrel Bends



18 gauge J and U bends are available in many combinations of radius, tube diameter

U-Bends

| Part No. | Radius | Dia | A | B | Price |
|----------|--------|-------|----|----|---------|
| 12220 | 6 | 1 3/4 | 12 | 12 | \$25.99 |
| 12230 | 6 | 1 7/8 | 12 | 12 | 25.99 |
| 12240 | 6 | 2 | 12 | 12 | 25.99 |
| 12250 | 6 | 2 1/8 | 12 | 12 | 25.99 |
| 12260 | 6 | 2 1/4 | 12 | 12 | 28.99 |
| 12270 | 6 | 2 1/2 | 12 | 12 | 30.99 |

J-Bends

| Part No. | Radius | Dia | A | B | Price |
|----------|--------|-------|---|----|---------|
| 12550 | 2 1/2 | 1 3/4 | 6 | 15 | \$18.99 |
| 12558 | 2 1/2 | 1 7/8 | 6 | 15 | 21.99 |
| 12560 | 3 | 1 7/8 | 6 | 15 | 21.99 |
| 12570 | 3 | 2 | 6 | 15 | 21.99 |
| 12572 | 4 | 2 | 6 | 15 | 23.99 |
| 12580 | 3 | 2 1/8 | 6 | 15 | 23.99 |
| 12582 | 4 | 2 1/8 | 6 | 15 | 24.99 |
| 12590 | 3 1/2 | 2 1/4 | 6 | 12 | 24.99 |
| 12592 | 4 | 2 1/4 | 6 | 15 | 24.99 |
| 12597 | 4 | 2 1/2 | 6 | 15 | 32.99 |

Pro Stainless Headers

4 to 1 Merges and Tri-Y Designs Available

Manufactured from mandrel bent .035 wall 321 stainless steel tubing. Special stainless header flanges feature dual Chev/Olds bolt patterns. 2 1/8", 2 1/4", 2 3/8" and 2 1/2" tube sizes to choose from. All collectors and merges are hand built to your specifications. Currently used by a several Pro/Stock Teams.


\$3,250.00



Collectors

Stainless Steel Custom Collectors, available in Std or Merged.

Header Studs



Part No. Type Application Price

| | | | |
|---------|-----------|-----|----------|
| 1001403 | Black | SBC | \$49.00 |
| 4001403 | Stainless | SBC | \$129.00 |
| 1001402 | Black | BBC | 39.00 |
| 4001402 | Stainless | BBC | 99.00 |

90 Degree Elbows



Used to direct exhaust away from underside of car. Welds to collector.

Part No. Diameter Price

tor. One elbow dose both sides.
JBRC1140 4" \$42.00

Header Components

EGT Weldments RAC-EGT - \$6.00
 O2 Weld Bung KAN85-21688 - \$8.00
 O2 Male Plug KAN85-21686 - \$8.00
 Stainless EGT Weldment JB1078 - \$1600
 Stainless O2 Weld Bung JB1079 - \$16.00

Header Collector Tabs


JBRC1125 - \$16.00 Set (4)

Header Bolts

FAS-050 Short 3/8" \$.90 ea.
 FAS-051 Long 3/8" \$1.00 ea.

Stainless Collector Retaining Spring

JBRC10000 - \$3.50 ea.




"In The Race For Quality, There is No Finish Line"



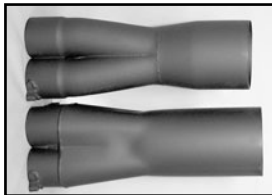
BBC Pro Header Kits

JBRC now offers BBC Pro/Stock Header Kits available in 2 1/4", 2 3/8", 2 1/2" and 2 3/8" , 2 1/2" stepped. All kits include 8-Welded Header Tubes, pair of Laser Cut Flanges, Collector Tabs, Bolts and Gaskets. Standard and Merged slip on collectors sold separately.



NEW!

| Part NO. | Description | Tube Size | Amount |
|----------|-------------|-----------------|----------|
| 904700 | BBC Strut | 2 1/4" | \$199.00 |
| 904701 | BBC Strut | 2 1/4" x 2 3/8" | 249.00 |
| 904800 | BBC Strut | 2 3/8" | 199.00 |
| 904801 | BBC Strut | 2 3/8" x 2 1/2" | 249.00 |
| 904900 | BBC Strut | 2 1/2" | 199.00 |



Collectors

Standard \$198.00 pr.
Merged \$498.00 pr.

| Part NO. | Description | Tube Size |
|-------------|--------------------|-----------------|
| 83-312302JB | Standard Collector | 1 3/4" x 3" |
| 83-412302JB | Standard Collector | 1 7/8" x 3" |
| 83-412352JB | Standard Collector | 1 7/8" x 3 1/2" |
| 83-512352JB | Standard Collector | 2" x 3 1/2" |
| 83-612352JB | Standard Collector | 2 1/8" x 3 1/2" |
| 83-612402JB | Standard Collector | 2 1/8" x 4" |
| 83-712402JB | Standard Collector | 2 1/4" x 4" |
| 83-812452JB | Standard Collector | 2 3/8" x 4 1/2" |
| 83-912452JB | Standard Collector | 2 1/2" x 4 1/2" |
| 83-912502JB | Standard Collector | 2 1/2" x 5" |
| 80-01514JB | Merged Collector | 1 3/4" x 3" |
| 80-01515JB | Merged Collector | 1 7/8" x 3" |
| 80-00515JB | Merged Collector | 1 7/8" x 3 1/2" |
| 80-00516JB | Merged Collector | 2" x 3 1/2" |
| 80-00517JB | Merged Collector | 2 1/8" x 3 1/2" |
| 80-02517JB | Merged Collector | 2 1/8" x 4" |
| 80-02518JB | Merged Collector | 2 1/4" x 4" |
| 80-03510JB | Merged Collector | 2 1/2" x 4 1/2" |
| 80-03519JB | Merged Collector | 2 3/8" x 4 1/2" |
| 80-04510JB | Merged Collector | 2 1/2" x 5" |

Pan Evac Kit

- 18mm Weld Bung
- Male Adapter
- 18mm plug
- 18mm washer

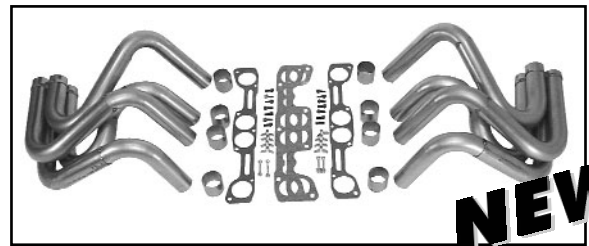
85-100950 - \$15.00



NEW!

SBC Pro Header Kits


JBRC now offers SBC Pro Header Kits. Designed around your typical strut front suspension. Six kits to choose from offering a variety of tube sizes for your standard Chevrolet, Stahl or Spread Port Heads. Standard and Merged slip on collectors sold separately.



NEW!

| Part NO. | Description | Tube Size | Amount |
|----------|-------------------|-------------|----------|
| 1-905300 | SBC Strut-chev | 1 3/4" | \$179.00 |
| 2-905400 | SBC Strut-stahl | 1 7/8" | 199.00 |
| 2-905401 | SBC Strut-stahl | 1 7/8" x 2" | 249.00 |
| 3-905401 | SBC Strut-spd/pt | 1 7/8" x 2" | 249.00 |
| 3-905500 | SBC Strut-spd/pt | 2" | 199.00 |
| 3-905501 | SBC Strut-spd/pt | 2" x 2 1/8" | 249.00 |
| 4-905401 | SBC Strut 15°/18° | 1 7/8" x 2" | 249.00 |


NGK Air/Fuel Sensor Kits



Used with the Racepak data recorder. Can be used to read the fuel/air ratio on each cylinder when installed in the individual header tubes, or in collectors to read the average of both sides of the engine.

| | | |
|--------------|----------------|-----------|
| NGK-O2 KIT | Complete Kit | \$1378.00 |
| NGK-TC6110A | Controller | \$520.00 |
| NGK-TH2009WI | Wiring Harness | \$78.00 |
| NGK-TL6312WI | O2 Sensor | \$780.00 |

Air/Fuel Sensor Controller Mounts



Aluminum Air/Fuel Controller Mounting Brackets. Bolts to mounting surface. Provisions for foam insulation and tie wraps for securing

controllers together and to mount. Available in single, dual and quad .

| | | |
|--------|--------|---------|
| JB-246 | Single | \$20.00 |
| JB-247 | Dual | \$25.00 |
| JB-248 | Quad | \$32.00 |

NEW!

The One Stop Chassis Shop

24-hour FAX (636) 356-4667 <http://jerrybickel.com> (636) 356-4727

Bottle Mounts

Nitrous Bottle Mount

Available for both single and dual NOS bottle mounting applications. The lower portion of bottle is mounted in a slip-fit cup mount, while the upper portion of bottle is retained by a 360 degree wrap-around retaining ring secured by a T-bolt, making for easy installation and removal. An upper bottle restraint is also included. Available for 6-3/8" Dia. and 7" Dia bottles. (please specify when ordering)


Dual JBRC1028 - \$350.00
Single JBRC1029 - \$225.00



CO2 Bottle Mount

With this mount, the lower portion of the CO2 bottle is retained by a slip-fit cup mount. The upper portion of the bottle is retained by a wrap-around band secured by a T-bolt clamp for quick installation and removal. This kit is available for both the 10 oz. and 2-1/2# bottle.

JBRC1105 - 2-1/2# - \$95.00
JBRC1105C - 10 oz - \$55.00




CO2 Bottles & Regulators

10oz CO2 Bottle with Valve
JBRC1105A - \$75.00

2.5# CO2 Bottle with Valve
JBRC1105B - \$125.00

125 psi Regulator with Filter
JBRC1105R - \$75.00



Dry Sump Breather Tank

- 3/8" NPT inlet
- Use as a remote breather/oil separator
- Designed to be panel-mounted and comes complete with filtered breather
- Dimensions: 3 1/8" dia., 6 1/2" high w/o filter

MOR85470 - \$69.00



Fire Bottle Mount

This kit is available for mounting a 5# or 10# fire system bottle. It is designed to be welded to roll bar tubing or body mounting pins. The fire bottle lays against two 4130 moly formed pads and is attached with two T-bolt clamps utilizing a 1/4"-28 T-bolt with self-locking nut. Kit comes



complete with clamps, pads and mounting stand-off tubes.


See page 47 for fire suppression kits.

5# Mount JBRC1052 - \$40.00
10# Mount JBRC1053 - \$50.00

Dry Sump Tank Mount

Constructed of 4130 moly and heliarc welded. Designed to be used with stainless steel T-bolt

clamps. Light-weight and strong, bolts to engine plate.



JBRC5033
Straight Mount
\$125.00
JBRC5033A
Angle Mount
\$125.00
Clamps sold separately



Billet Aluminum Bottle Mounts

NEW!




- Perfect for NOS, CO₂, & Fire Bottles.
- New design may be mounted on tabs or flat surface.
- Accepted Bar Mount for mounting to round tubing.
- Micro polished 6061-T6 billet aluminum.
- Easy spin knob for quick bottle changing.
- Radiused outside edges.
- Accepted by most sanctioning bodies.

| PART# | SIZE | AMOUNT |
|---------|----------|---------|
| C72-101 | 2" D | \$37.95 |
| C72-102 | 2.875" D | 37.95 |
| C72-103 | 3.200" D | 37.95 |
| C72-104 | 3.550" D | 37.95 |
| C72-106 | 4" D | 39.95 |
| C72-110 | 4.250" D | 39.95 |
| C72-107 | 4.312" D | 39.95 |
| C72-108 | 4.375" D | 39.95 |
| C72-109 | 4.500" D | 39.95 |
| C72-111 | 5" D | 41.95 |
| C72-112 | 5.100" D | 41.95 |
| C72-113 | 5.250" D | 41.95 |
| C72-115 | 6.200" D | 54.95 |

Bottle Mounts

Billet Aluminum Bar Mounts

- Clamps directly to tubing.
- Eliminates the need for welding on chassis.
- Accepts Bottle Mounts Listed above.
- Ideal for add-on accessories.



| PART# | SIZE | AMOUNT |
|---------|----------|---------|
| C72-300 | .750" D | \$29.95 |
| C72-301 | .875" D | 29.95 |
| C72-302 | 1" D | 29.95 |
| C72-303 | 1.125" D | 29.95 |
| C72-304 | 1.250" D | 29.95 |
| C72-305 | 1.375" D | 29.95 |
| C72-306 | 1.500" D | 29.95 |
| C72-307 | 1.625" D | 29.95 |
| C72-308 | 1.750" D | 29.95 |

T-Bolt Clamps

Clamps feature a T-bolt and trunnion-style latch for easy installation with a wedge bridge for strength, durability and equalized clamping pressure. Clamps have a 3/4" wide 301 stainless steel band and trunnion, plus a heat treated steel 1/4"-28 T-bolt and nut. Available in a vari-



T-Bolt Clamp Dimensions & Pricing

| Grip Dimensions | Part No. | Amount |
|--------------------|----------|--------|
| 1-1/4" - 1-1/2" | JBRC5900 | \$9.00 |
| 1-25/32" - 2-3/32" | JBRC5902 | 11.50 |
| 2-9/32" - 2-19/32" | JBRC5904 | 12.50 |
| 2-25/32" - 3-3/32" | JBRC5906 | 12.75 |
| 3-25/32" - 4-3/32" | JBRC5908 | 13.25 |
| 4-9/32" - 4-19/32" | JBRC5910 | 12.50 |
| 5-9/32" - 5-19/32" | JBRC5912 | 14.50 |
| 6-9/32" - 6-19/32" | JBRC5914 | 14.50 |
| 6-25/32" - 7-3/32" | JBRC5916 | 15.50 |
| 7" - 7-1/2" | JBRC5918 | 15.75 |




EAR41006 - 10 Row Cooler \$90.00

11 7/8" x 2 3/4"

Aluminum Transmission Oil Coolers

Transmission coolers are light weight and built maximum, long lasting durability and optimum cooling. Plumbed with male #6-AN fittings to make hook-up easy.



EAR41906 - HD 19 Row Cooler - \$187.00

11 7/8" x 5 5/8"

The One Stop Chassis Shop

24-hour FAX (636) 356-4667 <http://jerrybickel.com> (636) 356-4727

Body Kits & Mounts

Grand/Am and Cavalier **BODY KITS**

Body Kits
\$4830.00



NEW!

Body Kit Includes

- One-Piece Front End and Hood.
- Roof includes Windshield Post.
- Quarter Panels
- Deck Lid and Filler Panel
- Dash
- Doors
- Rear Wheel-Openings fit any size tire.
- Body Dimension Sheets.

Features

- Lap-Over Flanges for easy Body Assembly.
- Accepts Factory Headlamp and Taillamp.
- Vinyl Lamp Kits available.
- Complete Window Kits.
- Constructed of Lightweight Fiberglass.
- Designed in GM Windtunnel.

Cavalier Lamp Package

GM Racing Body's are designed to accept these Complete Lamp Assemblies. Kit includes Headlamps, Marker Lamps, Tail Lamps, and Backup Lamps.

JBRC2204 - \$569.00

Grand/Am Lamp Package

GM Racing Body's are designed to accept these Complete Lamp Assemblies. Kit includes Headlamps, and Tail Lamps.


JBRC2203 - \$796.00

Rocker Panels

Custom fabricated from .028 Steel, our rocker panels are the first step in mounting the body of a panel car. Extra long to insure a good fit. Spot welding makes these panels strong, yet light.

JBRC2031 - \$250.00 pair

Cavalier Grand/Am Outside Door Handle Package



GM Racing Doors have provisions for this kit. Used with **JBRC2020** Door Latch Kit (page 52). Includes Right and Left Door Handles and Linkage.


JBRC2202 - \$109.00 pair

Templates

Fabricated to fit factory body contour of roof, windshield and quarter panels to insure accurate dimensions during body mounting.

JBRC4001 - \$375 set

Cavalier Grand/Am
JBRC4001C
JBRC4001P
\$800.00 Set




Front End To Chassis Mount Kit

Because of the unique design of the *JBRC* fiberglass front end mount kit, removal and installation of the front end is quick and easy. The design eliminates any chance of binding due to the slip in receiver grooves and centering brackets welded to the cross tube. Because it's constructed of rugged, yet light-weight 4130 moly tubing, it offers structural support at critical pressure points on the fiberglass front end. Comes complete with two chassis mounting guides, front end centering tabs, all necessary mount tubing and 4130 chrome moly mounting plates. Welding and fiberglassing necessary.

JBRC2016 - \$89.00

Features interlocking front end to chassis mounts




JB-46A
\$10.00
JB-47
\$6.00

Front End to Body Mount Kit

This kit provides an excellent way to mount your fiberglass front end at the firewall/cowl and lower fender to rocker areas. Constructed of 4130 moly tubing. The upper bracketry is designed for mounting to forward chassis strut tube and lower bracketry mounts to front side of rocker panel. Kit comes complete with all bent tubing, DZUS plates, springs and large Pro Stock style DZUS fasteners.

JBRC2015 - \$69.00




Door Hinge Mount Kit

The *JBRC* Door Hinge Kit is designed to be used with after market light-weight fiberglass doors. This kit is constructed of 4130 moly tubing and mounting plates. Our design makes removing and installing of doors easy by lift-off type construction with a unique safety stop which allows the door to be removed only when in an open position. Includes all necessary mounting hardware.

JBRC2019 - \$160.00



'63 Vette Door Hinge Kit




This kit offers same easy door removal and installation as our JBRC2019 kit. Designed with correct hinge geometry allowing door to open away from body. All components fabricated from 4130 material. Includes all necessary hardware

JBRC2019A - \$175.00

Steel Main Body Mounting Kit

Kit comes with weld-on body mount plates and tubes to mount the steel roof and quarters to the chassis.


JBRC2029 - \$49.00




Fiberglass Main Body Mounting Kit

Kit comes with fiberglass mounting pads and tubes to mount the fiberglass roof and quarters to the chassis.

JBRC2028 - \$49.00




Outside Door Handle Kit



For Cutlass, Beretta, Lumina and Grand Prix, our kit comes complete with custom fabricated hardware and working blueprint to make mounting to fiberglass doors a breeze.

JBRC2022 - \$150.00

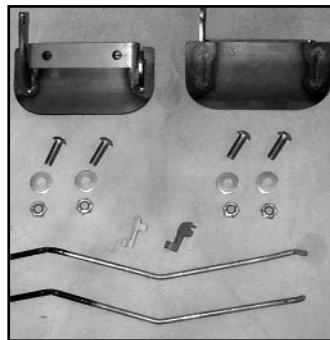
Outside Door Handles



This kit is designed for use with a recessed pocket outside door handle mounting application. Comes with handles, release rods and retaining clips. Dimensions are 6" wide by 1-1/4" tall.

JBRC2022A - \$79.00


Firebird Outside Door Handle Kit



Designed to fit the 2nd design **Hairy Glass** late model Firebird outside door handle pocket. Constructed from 4130 moly, comes complete with handles, linkage and clips.

JBRC2022B - \$69.00


Camaro Outside Door Handle Kit



Designed to fit the 2nd design **Hairy Glass** late model Camaro outside door handle pocket. Constructed from 4130 moly, comes complete with handles, linkage and clips.

JBRC2022C - \$69.00


Inside Door Handle Kit



This *JBRC* design fastens to the inside of aluminum door panels. This kit includes an aluminum mounting channel, red anodized aluminum handles, linkage rods, quick release linkage ends and fastening hardware.

JBRC2021 - \$79.00

Door Latch Kit




This kit is designed for use with fiberglass doors and comes complete with right and left door latches, strikers and mounting hardware. The latches are lightweight in construction yet offer a very

secure latching power.

JBRC2020 - \$125.00

Slim-Line Door Latch Kit



Designed for use on doors where door jam width is at a minimum. Only 1.810" wide, allowing for installation on the thinnest door jam applications. Comes with latches, strikers and hardware.

JBRC2020A - \$69.00

Tow Hook Kit

This *JBRC* kit comes with machined roof post attaching tube to be installed in roll cage. A chrome plated tow hook and quick release pin completes this handy, functional kit.

3/8" Pin **JBRC2017 - \$59.00**
1/2" Pin **JBRC2017HD - \$89.00**

Door Safety Strap Kit

Keeps the door from being damaged by being opened too far. The kit has a weld on tab that attaches to the chassis door bar and a bolt-on bracket that fastens to the inner door panel.




JBRC3009K - \$49.00



Scoops & Accessories

NEW!

New Millennium



Recent windtunnel testing show this hood scoop to have a lower drag coefficient than any other ever tested. Tack testing have netted 202mph runs from a 500cid NHRA pro

stock. Will fit dominator carbs only, not splits. Available complete with tray pan and hardware or as a bare scoop.

| | | |
|--------------------|--------------------|-----------------|
| Scoop Only | JBRC2117 | \$350.00 |
| Assembly | JBRC2116 | 695.00 |
| *Scoop Only Carbon | JBRC2117C | 750.00 |
| *Assembly Carbon | JBRC2117C-A | 1250.00 |

Aero Slim Line Hood Scoop



Designed to reduce the frontal area of the hood scoop.

This scoop has the lowest drag coefficient tested to

date. Will fit dominator carbs only, not splits. Available complete with tray pan and hardware or as a bare scoop.

| | | |
|--------------|------------------|-------------------|
| Scoop Only - | JBRC2103 | - \$350.00 |
| Assembly - | JBRC2103A | - \$695.00 |

NHRA Pro Hood Scoop



For use on NHRA legal 500 cubic inch Pro Stock applications.

Measures 16" wide by 11" tall.


| | |
|-----------------|-----------------------------|
| JBRC2100 | - \$225.00 |
| Assembly - | JBRC2100A - \$695.00 |

Pro Modified/NOS Hood Scoop

For use on NOS assisted engines where additional scoop width is required to clear NOS solenoid and nozzles. Measures 18" wide by 13" tall. Same as JBRC2100 with 2" added to width and height.

| | |
|-----------------|-----------------------------|
| JBRC2102 | - \$225.00 |
| Assembly - | JBRC2102A - \$695.00 |

Big Gulp



The latest scoop designed for maximum engine performance and low drag coefficient. Initial testing netted 200 mph runs in NHRA Pro Stock Trim.

Available in carbon or fiberglass as an assembly or bare, Isolator tray has radius inlet for improved air flow.

| | | |
|--------------------|--------------------|-----------------|
| *Scoop Only | JBRC2108 | \$450.00 |
| *Assembly | JBRC2108-A | 950.00 |
| *Scoop Only Carbon | JBRC2108C | 750.00 |
| *Assembly Carbon | JBRC2108C-A | 1250.00 |

Gulp And A Half

This scoop has same design as the JBRC2108 with 2 1/4" added to the width. Used with split carburetor or NOS systems.

| | | |
|--------------------|--------------------|-----------------|
| *Scoop Only | JBRC2111 | \$450.00 |
| *Assembly | JBRC2111-A | 950.00 |
| *Scoop Only Carbon | JBRC2111C | 750.00 |
| *Assembly Carbon | JBRC2111C-A | 1250.00 |

Scoop Lip

New design scoop has 2 piece construction. This allows scoop to be fit to any hood height. This lip bolts to the lower section of the scoop. Scoops are extra long at the windshield and at the hood line.



Included with 2 piece scoops.

*** Scoops with two piece construction**

Scoop Opening Support

Designed to strengthen scoop opening and includes 4130 streamlined tubing vertical support, 4 mounting plates and necessary fasteners.



JBRC2006 - \$35.00


IHRA Mountain Motor Hood Scoop

For use on Mountain Motor. Measures 17" wide by 13" tall. Same as JBRC2100 with 1" added to width and 2" to height.

| | |
|-----------------|-----------------------------|
| JBRC2101 | - \$225.00 |
| Assembly - | JBRC2101A - \$695.00 |

The One Stop Chassis Shop

24-hour FAX (636) 356-4667 <http://jerrybickel.com> (636) 356-4727




JBRC Hood Scoop Assemblies

We have done the testing for you and offer the same scoop assembly that is standard equipment on all **JBRC** built race cars. This unit comes with inner pan installed, custom air pan isolator, scoop to carb DZUS fastener kit, scoop opening support and scoop plug. In testing and actual race conditions, this assembly has provided significant performance improvements and has shown increases from 1 to 1-1/2 MPH gains. The isolator tray has a unique bell-formed radius inlet for improved air flow and is available for single, dual and split dominators and the standard Holley single and dual 4-barrel applications.

Carbon Fiber Inner Scoop Isolator Tray Assembly

One Piece Carbon Fiber Inner Tray is extremely strong and lightweight. Trim fit and bond to the inside of your scoop and you are done. Dominator carbs only 9% centers.


JBRC2116T - \$200.00



Scoop Support Rod Kit

Designed to mount scoop directly to engine via support rods. Completely adjustable. Kit comes with 4 adjustable rods and all mounting hardware.

JBRC2027
\$89.00




Scoop to Carb DZUS Fastener Kit

Completely fabricated on DZUS mounting end with threaded portion left in kit form for custom dimensioning. DZUS fasteners included.

1/4" **JBRC2007**
\$29.50

5/16" **JBRC2008**
\$29.50




Velocity Stacks

Custom spun aluminum velocity stacks fit standard and dominator Holley carbs. Ideal for use in mounting isolator trays in air boxes and scoops. Effective for increasing air flow to carbs.

MRS64640000
Standard - **\$30.00**


MRS64644500
Dominator - **\$30.00**



Scoop Inner Pan

The inner pan fiberglasses to the inside of the hood scoop providing a mounting surface for the isolator tray. Rear wall has a radius bend for improved air flow.

JBRC2003 - \$50.00



Custom Carb Isolator Tray

This tray incorporates a unique bell-formed radius inlet for improved air flow and is available for single, dual & split dominators, Holley single & dual 4-barrel. Custom dimensioning.

Dual - **JBRC2004 - \$75.00**
Single - **JBRC2004A - \$50.00**
Splits - **JBRC2005 - \$95.00**

| Scoop Part Number | Plug Part Number |
|-------------------|------------------|
| JBRC2100 | JBRC5005 |
| JBRC2101 | JBRC5005 |
| JBRC2102 | JBRC5005A |
| JBRC2103 | JBRC5005B |
| JBRC2108 | JBRC5005C |
| JBRC2111 | JBRC5005D |
| JBRC2116 | JBRC5005E |

Custom Plugs Available

Scoop Plugs

Prevent damaging debris from entering your engine with the use of this scoop plug. Available for all **JBRC** style scoops.

\$39.50



Wings & Hardware


Custom Pro Stock Wings

Our Custom Pro Stock Wing Kit is the same wing used on cars manufactured at the **JBRC** chassis shop. To insure proper air flow for chute deployment, the wing is fabricated with three NACA ducts. Available in most pro applications, includes all necessary mounting hardware and adjustable wing support kit. The standard wing is a 14" NHRA legal Pro Stock wing, but other custom lengths are available. Includes Pro Wing Support Kit.



Custom Flat Wing **JBRC2012** - \$450.00

Custom Rolled Wing **JBRC2012R** - \$695.00



Sportsman Wing Kit

Measures 60" long and 14" wide. Easily fit to almost any race car. Mounts to deck lid with aluminum hinge allowing wing to be adjusted to increase down force for track stability. Side plates extra long for custom fitting to your quarter panel. Stamped with NACA ducts to insure proper chute deployment. Comes with stainless button head fasteners and lock nuts. Includes Sportsman Wing Support Kit.

JBRC2012A - \$220.00

Wing Support Hardware

Our kit consists of complete 4130 moly tube assemblies, upper wing supports, rod ends, bumper/wing strut mounts and quick pins. Wing supports are adjustable to 15 different positions. Kits are complete with all attaching hardware. Pro Mod kit attaches to wing deck

Custom Pontiac and Chevrolet Wing Support Kits

• Includes same hardware as in JBRC 2013


JBRC2013C Chevrolet \$180.00

JBRC2013P Pontiac \$180.00



Pro Support Kit

JBRC2013
\$160.00




Pro Mod Support Kit

JBRC2013B
\$140.00

Sportsman Support Kit

JBRC2013A
\$120.00



The One Stop Chassis Shop

24-hour FAX (636) 356-4667

<http://jerrybickel.com>

(636) 356-4727

Specialty Components

Carbon Fiber Wheel Tubs



**Sportsman
Carbon/Fiberglass Tub**

JBRC2115S \$550.00

NHRA Approved Carbon Fiber Wheel Tubs. Two piece construction. Left and right "D" shaped inner tub halves. Left and right tub main body's. Bolt together construction make these ridged units easy to install in close fit areas. Tough inner foam liner protection keeps rocks from damaging tub. When attached to the inner quarter panel this tub makes the rear area of the body extremely strong.

JBRC2115C \$950.00 - Pair

Wheel Tubs

Available in both steel and aluminum, our tubs are fabricated and formed on specialized equipment to ensure quality. Each tub kit features a Pittsburgh Locking Seam as well as bead rolls for additional strength. The steel version is made from 24 gauge mild steel enabling welding. For the weight conscious racer, the .032 aluminum version is half the weight of steel.

NOTE:
All wheel tubs must ship truck freight.



| Dim (L) | (H) | (W) | Steel P/N | Amount | Aluminum P/N | Amount |
|---------|-------|--------|-----------|----------|--------------|----------|
| 43" | 21.5" | 27.25" | COE3002 | \$119.00 | COE3004 | \$149.00 |
| 46" | 23" | 27.25" | COE3003 | 119.00 | COE3005 | 149.00 |
| 36" | 18" | 23.25" | COE3006 | 89.00 | COE3007 | 99.00 |
| 38" | 19" | 23.25" | COE3008 | 89.00 | COE3009 | 99.00 |
| 40" | 20" | 23.25" | COE3010 | 89.00 | COE3011 | 99.00 |

Universal Fiberglass Dash's

This lightweight fiberglass dash can be trimmed-to-fit most tube chassis cars. Can be installed to DZUS in/out. The instrument area has space for use with *JBRC* gauge panel mount. The gauge panels can be stationary mounted behind the dash panel. Quick removal of dash allows access to gauges wiring and bellhousing area.



See
Page 77
for
Custom
Dash
Gauge
Panels



Tires, Wheels, Etc.

Tires, Wheels, Etc.



Goodyear Racing Tires

As a stocking distributor of Goodyear Racing Tires, **JBRC** carries a large variety of the most popular sizes in Front Runners, Super Stock, Super Gas, Pro Stock and Pro Mod tires.

JBRC will check roll-out of rear tires prior to shipping upon request. A charge of \$20.00 per set will be added to the cost.

| Part # | Size | Amount | Part # | Size | Amount |
|--------|-------------|----------|--------|--------------|----------|
| 3701 | 23.0x5.0-15 | \$137.00 | 1984 | 32.0x14.0-15 | \$261.00 |
| 3702 | 24.0x5.0-15 | 140.00 | 1672 | 32.0x14.5-15 | 264.00 |
| 2981 | 25.0x4.5-15 | 142.00 | 1558 | 33.0x14.5-15 | 266.00 |
| 3703 | 26.0x4.5-15 | 140.00 | 1408 | 32.0x16.0-15 | 266.00 |
| 2749 | 27.0x4.5-15 | 141.00 | 1681 | 33.0x15.0-15 | 270.00 |
| 3704 | 28.0x4.5-15 | 142.00 | 1780 | 33.0x16.0-15 | 284.00 |
| 1121 | 22.0x2.5-17 | 127.00 | 1460 | 32.5x17.0-15 | 307.00 |
| 3417 | 22.0x3.0-17 | 140.00 | 2556 | 33.0-17.0-15 | 307.00 |
| | | | 2032 | 33.5x17.0-16 | 396.00 |
| | | | 1490 | 34.5x17.0-16 | 435.00 |
| | | | 2807 | 36.0x17.0-16 | 490.00 |
| | | | 3199 | 36.0x17.0-16 | 490.00 |

JBRC

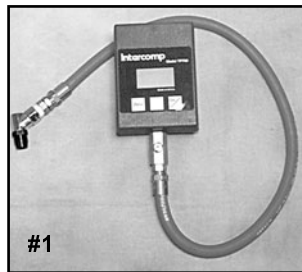
is a distributor for Mickey Thompson and Hoosier tires.
Call us for pricing and delivery information.



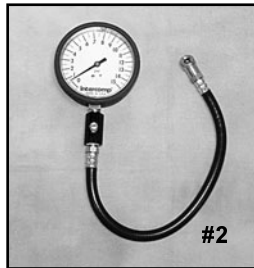
Vinyl Tire Covers

Get 'em two ways
"Snap To" - Snaps to quarter panel
"Suck To" - Suction cups holds tire cover in place on quarter panel.

JBRC5054 - Snaps - \$45.00/ea
JBRC5054A - Suction - \$45.00/ea



#1

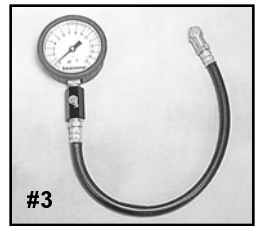


#2

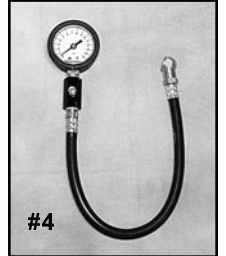
Tire Pressure Gauges

We have a wide variety to choose from right down to the new latest and greatest digital technology.

- #1 • Intercomp Digital
INT360045 - \$295.00
- #2 • Intercomp 3 1/2" Glow Dial
INT360058 - \$49.00
- #3 • Intercomp 2 1/2" Glow Dial
INT360068 - \$39.00
- #4 • Intercomp 2" Dial
•INT360062 - \$26.00



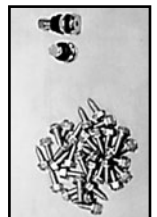
#3



#4

Wheel Spacers

- JBRC5068** spacer 1/8" \$ 48.00/pr
- JBRC5069** spacer 1/4" \$59.00/pr
- MAR7308** spacer 1/2" \$76.00/pr



- JBRC-053** - Rim Screws \$.20/ea
- JBRC-054** - Valve Stems \$2.50/ea
- JBRC200624** - 1/4oz stick-on wheel weights \$1.50 per strip
- JBRC300360** - 1/2oz stick-on wheel weights \$3.00 per strip




Burnout Guard

Makes rubber rinse off with water. Water soluble layer protection between rubber and panel. Wet with water and wipe off.

GED321

\$9.99

Bolt Circle Template



Check axle and wheel bolt circle fast and accurately. Manufactured from plexi-glass. Four bolt patterns (4 1/2", 4 3/4", 5" and 5 1/2").

NEW!

JBRC4077 \$10.00

The One Stop Chassis Shop

24-hour FAX (636) 356-4667 <http://jerrybickel.com> (636) 356-4727

Racing Seats & Mounts

Carbon Fiber Seat



This style seat is designed to be used with our Pro chassis. The dragster style design offers maximum safety because the driver is virtually harnessed directly to the chassis. Carbon Fiber construction makes this seat ultra light yet strong. Back and sides are extra long allowing seat to be trimmed for custom installations. Optional tubular frame kit available.

Shown with custom seat cover w/lumbar support. Price upon request (pattern must be provided).

JBRC3022 - \$400.00 Carbon/Carbon
JBRC3022S - \$300.00 Carbon/Fiberglass

Universal Low Back Seat



Lightweight single layer fiberglass construction makes mounting easy and makes driver placement adjustments possible. The overall size is 19-1/2" wide x 21" tall. Available with optional tubular frame for mounting and 2 custom padded seat covers to choose from.

JBRC3018 - Seat - \$125.00
JBRC3015 - Econo Seat Cover - \$75.00
JBRC3007 - Pro Seat Cover - \$125.00
JBRC1054 - Tubular Seat Frame - \$75.00

Poly High Back Seat

This seat is primarily designed to be used in sportsman style chassis. It features strong, yet light-weight double wall poly construction. Offers full provisions for a 5-way harness. Available in standard 20-1/2" wide and 32-3/4" tall or the compact design which is 19" wide by 30-1/4" tall. Available with optional black vinyl cover.



Seat JAZ-100-100-01
 (standard) **\$59.95**
Cover JAZ150-101-01
\$45.95
Seat JAZ-100-110-01
 (compact) **\$59.99**
Cover JAZ-150-111-01
\$41.95

Aluminum High Back Drag Seat


Weighing only 9 pounds with cover, this aluminum extruded, heliarc welded seat is designed for universal installations. Made from 5052 grade .090 aluminum. Overall size is 32" tall and 17-1/2" wide. Constructed with shoulder harness and lap belt openings and available with optional black vinyl padded cover.



Seat JAZ-120-300-03 - \$129.95

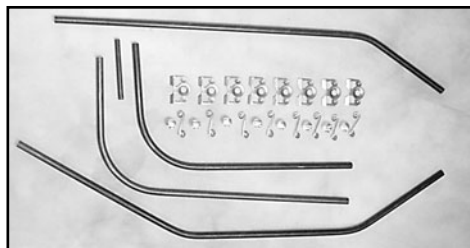
Head Rest Mount

Designed to be mounted to the chassis directly behind the driver helmet area. Kit comes complete with mounting plate, stand off tube and black vinyl padded cover.



JBRC3006 - \$30.00

Carbon Fiber Seat Tubular Frame Kit



Designed to be used when mounting our carbon fiber seat in a pro chassis. Fabricated from 1/2" x .058 moly

tubing. Seat attaches to frame with DZUS fasteners. All necessary hardware included.

JBRC1054C - \$75.00



Windows & Accessories

The One Stop Window Shop

JBRC Premium Molded Lexan® Windows

JBRC uses only the highest quality Lexan® Polycarbonate material, manufactured to our specifications. Our state-of-the-art molding process insures that JBRC Premium Molded Windows provide optical quality vastly superior to that obtained by conventional methods.

Our windows are the ultimate in optics, aerodynamics, stock appearance

| Application | Part No. | Formed | Scratch Resistant | Unit | Amount |
|------------------------------------|-----------|--------|-------------------|------|-----------|
| Windshield, Avenger | W1212C | Yes | Yes | EA | \$ 290.00 |
| Windshield, 93 UP Camaro/Firebird | W1155C | Yes | Yes | EA | 330.00 |
| • Windshield, 2000 Cavalier | W1191 | Yes | Yes | EA | 380.00 |
| Windshield, GM | W1034C | Yes | Yes | EA | 290.00 |
| • Windshield, 2000 Grand Am | W1330 | Yes | Yes | EA | 380.00 |
| Windshield, '98 Corvette | W1313C | Yes | Yes | EA | 330.00 |
| Windshield, Chevy S-10 | W1168C | Yes | Yes | EA | 290.00 |
| Windshield, Dakota | W1295C | Yes | Yes | EA | 290.00 |
| Windshield, Ford Ranger | W1255C | Yes | Yes | EA | 290.00 |
| Windshield, 95 UP Monte Carlo | W1194C | Yes | Yes | EA | 290.00 |
| Windshield, 94 UP Mustang | W1169C | Yes | Yes | EA | 290.00 |
| • Windshield, Neon | W1179 | Yes | Yes | EA | 380.00 |
| Windshield, Thunderbird | W1091C | Yes | Yes | EA | 290.00 |
| Windshield, 55-57 Chevy | W5557C | Yes | Yes | EA | 290.00 |
| Windshield, Universal | Class3C | No | Yes | EA | 170.00 |
| Rear Glass, Avenger | B8838C | Yes | Yes | EA | 290.00 |
| Rear Glass, Beretta | B7267C | Yes | Yes | EA | 290.00 |
| Rear Glass, 93 UP Camaro/Firebird | B8266C | Yes | Yes | EA | 330.00 |
| Rear Glass, 82 -92 Camaro/Firebird | B6422C | Yes | Yes | EA | 330.00 |
| Rear Glass, 2000 Cavalier | B8655 | Yes | Yes | EA | 310.00 |
| Rear Glass, 82 UP Corvette | B7112C | Yes | Yes | EA | 290.00 |
| Rear Glass, 63 Corvette Split | B6363C | Yes | Yes | EA | 260.00 |
| Rear Glass, 2000 Grand Am | B9424 | Yes | Yes | EA | 310.00 |
| Rear Glass, Grand Prix | B7641C | Yes | Yes | EA | 290.00 |
| Rear Glass, Lumina | B7652C | Yes | Yes | EA | 290.00 |
| Rear Glass, 95 UP Monte Carlo | B8669C | Yes | Yes | EA | 290.00 |
| Rear Glass, Cutlass | B7189C | Yes | Yes | EA | 290.00 |
| Rear Glass, '98 Corvette | B9260C | Yes | Yes | EA | 330.00 |
| Rear Glass, 94 UP Mustang | B8435C | Yes | Yes | EA | 290.00 |
| Rear Glass, Neon | B8578 | Yes | Yes | EA | 310.00 |
| Rear Glass, Probe | B7475C | Yes | Yes | EA | 290.00 |
| Rear Glass, Thunderbird | B7503C | Yes | Yes | EA | 290.00 |
| Door Glass, Cavalier | D8648-49 | Yes | Yes | PR | 270.00 |
| Door Glass, Grand Am | D9428-29 | Yes | Yes | PR | 270.00 |
| Door Glass, Universal | D6611-12C | Yes | Yes | PR | 270.00 |
| Door & Quarter Glass, Neon | DQ6613-14 | Yes | Yes | PR | 295.00 |
| Quarter Glass, Universal | Q6611-12C | Yes | Yes | PR | 120.00 |
| Quarter Glass, Cavalier | Q8934-35 | Yes | Yes | PR | 165.00 |
| Quarter Glass, Cutlass | Q7384-5C | Yes | Yes | PR | 230.00 |
| Quarter Glass, Grand Am | Q9430-31 | Yes | Yes | PR | 165.00 |
| Quarter Glass, Probe | Q7472-3C | Yes | Yes | PR | 240.00 |

NOTE: All Windows are Manufactured from 1/8" material. (• 3/16" upgrades available)

The One Stop Classics Shop

24-hour FAX (636) 356-4667

<http://jerrybickel.com>

(636) 356-4727

Complete Window Kits

Window Kits & Accessories

| | |
|--------------------------|-----------|
| 2000 Pontiac Grand Am | \$1000.00 |
| 82-92 Pontiac Firebird | 700.00 |
| 93-99 Pontiac Firebird | 840.00 |
| Pontiac Grand Prix | 880.00 |
| 2000 Chevrolet Cavalier | 1000.00 |
| 82-92 Chevrolet Camaro | 700.00 |
| 93-99 Chevrolet Camaro | 840.00 |
| 98-99 Chevrolet Corvette | 840.00 |
| 82-97 Chevrolet Corvette | 770.00 |
| 1963 Chevrolet Corvette | 730.00 |
| Chevrolet Monte Carlo | 880.00 |
| Chevrolet Lumina | 880.00 |
| Chevrolet Beretta | 880.00 |
| 55-57 Chevrolet | 680.00 |

| | |
|--------------------|----------|
| Oldsmobile Cutlass | \$980.00 |
| Dodge Avenger | 870.00 |
| Plymouth Neon | 900.00 |
| Ford Mustang | 880.00 |
| Ford Probe | 980.00 |
| Ford Thunderbird | 890.00 |

TRUCK WINDOW SETS

| | |
|----------------|--------|
| Chevrolet S-10 | 660.00 |
| Ford Ranger | 660.00 |
| Dodge Dakota | 660.00 |

Other Kits Available
Call For Pricing

NEW PACKAGE PRICING!


NOTE: All Kits Ship UPS



Window Border Detail Paint

The best product for the job! Specially developed for **JBRC** by VHT (PJH Brands) Automotive Spray Paints for use on polycarbonate windows, this black coating is extremely flexible, covers easily, is scratch resistant, and dries fast to a hard finish. Includes recommendations on glass preparations and procedures used by **JBRC**.

JBRC4002 - \$10.00



Custom Window Graphics

Custom window vinyl graphics with reverse application for installation on

the inside of the windows. Kit includes 2 x Drivers name, 4 x Class and 4 x Class number.

JBRC5062 - Kits Start From - \$80.00



Clear Plastic Cleaner & Polish

Recommended by **JBRC** for polycarbonate window care. Specially formulated to remove dirt from windows without streaking by using an anti-fogging/anti-static formula that repels dust and restores optical clarity. One-step action saves maintenance time and window surfaces. Highly recommended for cleaning and routine maintenance on polycarbonate windows.

13 oz - **PLE20214**

\$8.95



DIAL-IN™

Drag Racers know the problems of using shoe polish on their windows. It's messy and difficult to remove or change between rounds. Sometimes, they even have to scrape it off with a razor blade. Dial-In™ dries bright white and wipes off easily with a dry rag of your hand. Lexan® is safe too, because Dial-In™ won't stain.

GED916 - \$5.99



Door Window Frames




Okay, you've purchased the door windows. Now are you wondering how to mount them to your fiberglass or steel doors to look and fit like a professional did it? This **JBRC** kit is the solution to this problem. We offer custom built window frames for your body style instead of a universal kit that will not properly fit your application. Each kit includes custom formed 4130 moly tubing with welded window attaching tabs, braces and mounting hardware necessary to custom fit frames to doors and a working blue print for easy installation.

JBRC2018 - \$150.00

Window Frame Application Chart

| | | |
|-----------------|----------------|---|
| AMX 68-70 | Corvette 84-93 | Mustang 64-94 |
| Avenger | Cutlass 81-87 | Mustang F/B 68-69 |
| Barracuda 67-69 | Dart 69-70 | Nova 63-67 |
| Camaro 67-99 | Daytona | Omni |
| Cavalier | Duster | Probe |
| Charger 66-67 | Firebird 67-99 | Regal 81-87 |
| Chevelle 64-70 | Lumina | Tempo |
| Chevrolet 55-57 | Malibu 70-82 | NOTE: If your application is not listed we will fabricate frames from your pattern |
| Chevrolet 62-64 | Monte Carlo | |
| Coronet 68-69 | Monza | |


Window Installation Kit



This kit is designed for installing front and rear windows allowing factory mounting window lips to be retained, providing a

professional looking flush mount window installation. Kit includes 15' of 1/4", 3/8", 1/2" or 3/4" thick rubber, 50 10-32" x 1" stainless steel flat head countersunk machine screws, 50 10-32" lock nuts, 1 tube rubber strip adhesive and installation instructions. **NOTE:** Rubber spacer available separate


| | | | |
|-------------|------------|-----------------|----------------|
| 1/4" | Rubber Kit | JBRC5018 | \$49.00 |
| 3/8" | Rubber Kit | JBRC5019 | 49.00 |
| 1/2" | Rubber Kit | JBRC5020 | 49.00 |
| 3/4" | Rubber Kit | JBRC5021 | 49.00 |



Upper Door & Window Latches

Our aircraft style latches secure upper door or window for airtight seal. Designed for flush mount, positive latching and easy release from inside or outside. Comes with mounting hardware and weld-on chassis loops.

JBRC2112 - \$119.00



Screw Countersink Tool

This aircraft countersink tool has been re-designed by **JBRC** to accommodate 82 degree automotive fasteners. The adjustable depth setting makes it easy and fast to precisely countersink window screws to proper flush mounting depth.


| Description | Degree | Part No. | Amount |
|-------------------------|--------|------------------|----------------|
| C/S Tool & Bit (#8) | 82 | JBRC4003 | \$65.00 |
| Counter Sink Tool - Adj | | JBRC4003A | 45.00 |
| Bit (#8) | | JBRC4003B | 16.00 |
| Bit (#8) | 100 | JBRC4003C | 38.00 |
| Bit (#6) | 100 | JBRC4003D | 16.00 |
| Bit (#6) | 120 | JBRC4003E | 38.00 |
| Bit (#8) | 82 | JBRC4003F | 20.00 |

Installation Fastener Hardware


| Countersunk Allen (stainless) | | | Countersunk Allen (stainless) Black Oxide | | |
|-------------------------------|----------------|-------|---|--------------|-------|
| Part # | Description | Price | Part # | Description | Price |
| Fas-004 | 8/32 x 1/2 | .25 | Fas-005 | 8/32 x 1/2 | .30 |
| Fas-029 | 8/32 x 3/4 | .30 | Fas-006 | 8/32 x 3/4 | .35 |
| Fas-030 | 8/32 x 1 | .30 | Fas-073 | 8/32 x 1 | .35 |
| Fas-074 | 8/32 x 1 1/4 | .35 | Fas-075 | 8/32 x 1 1/4 | .40 |
| Fas-007 | 10/32 x 1/2 | .40 | | | |
| Fas-010 | 10/32 x 3/4 | .40 | | | |
| Fas-002 | 8/32 Half Nut | .12 | | | |
| Fas-003 | 10/32 Half Nut | .15 | | | |

Window Mounting Tabs

| NO. | Description | Part # | Amount |
|-----|--|---------------|--------------|
| 1 | Tab 3/16 Hole | JB-C | \$60 |
| 2 | Tab 3/16 Hole | JB-112 | 1.50 |
| 3 | Tab 3/16 Hole | JB-091 | 2.00 |
| 4 | Plate 3/16 Hole | JB-119 | 3.00 |
| 5 | Window Strip 3/16 Holes 3" © to © Tabs 6' long | JB-133 | 18.00 |



Safety Equipment



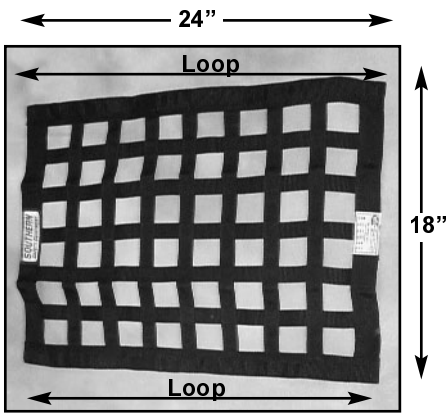

Window Net Mount Kits

Constructed of 4130 moly tubing this window net mount kit is designed to drop out of the driver's way for easy entering and exiting of the race car. Kit comes with quick release style buckle, all chassis mount tabs, bolt and nut hardware. Choose from Sportsman or Funny Car Cage style net mount.

NOTE: Nets sold separately

Funny Car Cage Mount
JBRC3011A - \$59.00


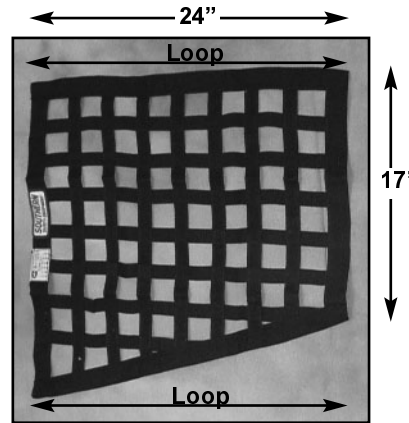
Sportsman Mount
JBRC3011 - \$69.00



Left: Straight Sportsman Style Net

Colors:
Black,
Red and
Blue

Right: Angled Sportsman Style Net



Custom Funny Car Cage Style Net

STD505 - \$80.00

Pattern must be provided. Custom colors available, specify when ordering.

STD500 - \$35.00

STD501 - \$39.00

Safety Belts

- Stroud Manufactured
- SFI Approved
- Y or V Shoulder Harness Styling
- Black, Blue or Red
- Up or Down Adjustment
- Camloc or Lever Style Release

Lever - STD100 - \$90.00

Camloc - STD200 - \$150.00

Specify Color When Ordering



Camloc Style Release




Lever Style Release



Roll Bar Padding

- SFI Approved
- Easy Velcro Attachment
- Lightweight and Flexible
- 36" Length



JBRC3012 - \$35.00

A = 3/4"
B = 1-7/8"

Safety Harness Mount Kit

Designed for tube chassis, this kit contains threaded weld-in bung and weld-on chassis tabs utilizing 7/16" NAS hardware.

JBRC1051 - \$39.00





Low Top

- Sizes: 4 to 14
 - Colors: Red, White, Blue & Black.
- 27000 - \$79.00**



High Top

- The world standard in racing shoes.
 - High top design protects your ankles from heat and impacts.
 - Sizes: 4 to 14
 - Colors: Red, White, Blue & Black.
- 28000 - \$89.00**



Neck Support

- High density "compression spring" foam.
 - Helps reduce neck fatigue.
 - Removable Nomex sleeve.
 - Red, Blue & Black
- 230022 - \$34.00**



LX \$199.00



Bandit \$319.00



Voyager \$299.00



SFI 3.3/15 Drag Gloves

- Multiple layers of Plush Knitted Nomex on top of back of hand, Knit Nomex and leather palm.
- Black
- SFI tag

From - \$49.00

STROUD SAFETY®

Transmission Blankets

Stroud Safety builds SFI approved transmission blanket for all types of transmissions, either factory built, or after market. Our blankets were designed to be the easiest to install and remove and to clear as many of the accessories on the transmission as possible.


- 511 Lenco 4-Speed - \$202.00**
- 512 Lenco 5-Speed - \$245.00**



Engine Diaper

Engine Diaper comes in either the SFI approved professional style or the ballistic nylon sportsman style. Available for all engine and oil pan combinations, for all type cars.

- 1000 Engine Diaper - \$370.00**
- 1020 SFI Approved - \$720.00**



Fire Suppression Systems

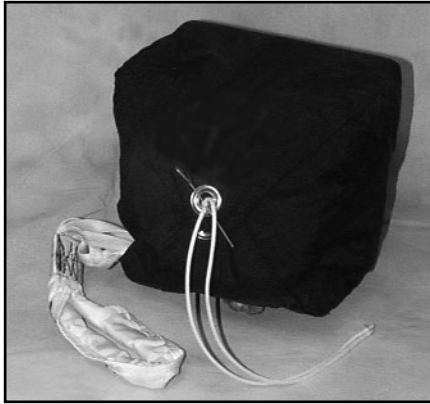
Fire extinguisher systems are a must for the safety conscious racer. JBRC offers three Halon-filled extinguisher kits to choose from. Kits come complete with all plumbing fittings, chassis tabs, 25' of 1/4" steel line, 6' or 8' activation cable (other custom lengths available), cable clamps for securing lines and cable, and 3, 180 degree nozzles.

- 5# System - JBRC5034 - \$550.00**
- 10# System - JBRC5035 - \$750.00**
- Dual 10# System - JBRC5035D - \$1,250.00**

The One Stop Chassis Shop


24-hour FAX (636) 356-4667 <http://jerrybickel.com> (636) 356-4727

Parachutes & Accessories



Parachutes

- Spring Pilot Deployment
- Air Launcher Deployment
 - Spring Launcher Deployment
- Custom Colors Available
- Custom Embroidery Available
- Fire Proof Packs



Chute Metal Parachutes



| | |
|------------------------|----------|
| 12' - 9/16" Line | \$239.00 |
| 12' - 3/4" Line | \$289.00 |

Simpson Parachutes

| | |
|------------------------------|----------|
| 10' Skyjacker | \$250.00 |
| 12' Crossform (Alu Pack) .. | \$375.00 |
| 10' Air Boss | \$395.00 |
| 12' Air Boss | \$495.00 |
| Pilot Chutes (from) | \$55.00 |
| Standard Packs (from) | \$50.00 |
| Aluminized Packs (from) | \$60.00 |

Stroud Parachutes

| | |
|--|----------|
| 400 Super Comp | \$220.00 |
| 410 Super Gas | \$250.00 |
| 420 Comp Eliminator | \$265.00 |
| 430 Pro Stock/Mod..... | \$305.00 |
| Chute Launcher (upgrade) Air or Spring | \$250.00 |



Single & Dual Cord Pull Mounts

Kits come completely welded with NAS bolt hardware and nylon bushing.

Single JBRC2009A - \$55.00

Dual JBRC2010A - \$85.00

How To Figure What Size Chute is Right for Your Car

(weight in lbs. of car) x (speed in mph)

$$\text{EXAMPLE: } \frac{1600 \times 170}{1000} = 272$$

This is the MAX limit for S/C. If you have a higher number than this, you must move to a stronger chute.

| | |
|-----------------|------------|
| S/C 240 or less | Part # 400 |
| S/G 330 or less | Part # 410 |
| C/E 400 or less | Part # 420 |
| P/S 460 or less | Part # 430 |

Single & Dual Bumper Reinforcement Plates


Reinforces bumper at chute attachment point. Prevents fiberglass from cracking in this area.

Single JB-073 - \$8.00


Dual JB-073A - \$10.00

Chute Mount Kits

Constructed of light-weight 4130 moly tubing, our kit is designed for quick removal. Chute mount is retained by push/pull pins and chute cord fastening bolt. Kit comes with necessary mounting hardware and is completely welded.



Single - JBRC2009 - \$120.00



Dual - JBRC2010 - \$200.00




Chute Cable Kit

The **JBRC** Pro chute cable kit includes a 12' Morse cable, custom anodized aluminum release handle, cable ball joint, cable mounting tab, nylon cable clamps and rubber grommets for body panels. This is truly a complete, professional kit! Also available in dual design.



Single - **JBRC2011** - \$89.00

Dual - **JBRC2011A** - \$149.00

- | | | |
|--------------------------|-----------------|---------|
| 1. Chute Handle | JBRC5094 | \$26.00 |
| 2. Single Cable Clip | JBRC5090 | 12.50 |
| 3. Dual Cable Clip | JBRC5091 | 29.50 |
| 4. Aluminum Cable Clamp | JBRC5095 | 9.00 |
| 5. 10/32 Linkage End | A31799 | 10.00 |
| 6. Chute Cable End Cap | JBRC5092 | 7.95 |
| 7. 10/32 Threaded Clevis | JBRC5096 | 12.50 |
| 8. Strap Cable Clamp | JBRC5097 | 6.00 |
| 9. 12' Chute Cable | JBRC5093 | 33.40 |



Chute Cable Accessories



Air Chute Launcher Remote Air Supply On/Off Valve

Designed to be mounted at rear of car. Allows air supply to be cut off to launcher while packing chute and prevents accidentally deploying chute. Kit comes complete with necessary hardware to remote mount valve.

JBRC2033 - \$89.00




| Part No. | Length | Price |
|----------|--------|-------|
|----------|--------|-------|

| | | |
|-----------------|-----|---------|
| JBRC5103 | 3' | \$33.00 |
| JBRC5104 | 4' | 34.00 |
| JBRC5105 | 5' | 35.00 |
| JBRC5106 | 6' | 36.00 |
| JBRC5107 | 7' | 37.00 |
| JBRC5108 | 8' | 38.00 |
| JBRC5109 | 9' | 39.00 |
| JBRC5110 | 10' | 40.00 |
| JBRC5111 | 11' | 41.00 |
| JBRC5112 | 12' | 42.00 |
| JBRC5113 | 13' | 43.00 |
| JBRC5114 | 14' | 44.00 |

Weight & Mounts

Weight Bar Kits



WEIGHT CHART


| | |
|--------------|--------|
| 2" X 2" X 1' | 13LBS |
| 2" X 3" X 1' | 19 LBS |
| 2" X 4" X 1' | 25 LBS |

NOTE: Weights are approximate when filled with lead shot.

| Part No. | Description | Amount |
|----------------|--------------------------------|---------|
| JB-035 | 2 x 2 End Cap w/Bung Hole | \$4.00 |
| JB-036 | 2 x 3 End Cap w/Bung Hole | 4.50 |
| JB-037 | 2 x 4 End Cap w/Bung Hole | 5.00 |
| JB-103 | 2 x 2 End Cap | 3.00 |
| JB-104 | 2 x 3 End Cap | 3.50 |
| JB-105 | 2 x 4 End Cap | 4.00 |
| Tubing | 2 x 2 x .083 Mild Steel Tubing | 1.75/ft |
| Tubing | 2 x 3 x .083 Mild Steel Tubing | 2.50/ft |
| Tubing | 2 x 4 x .083 Mild Steel Tubing | 3.25/ft |
| JB-088 | Chassis Weight Bar Mount Tab | 3.75 |
| JB1015S | Weld In Bolt Sleeve | 2.50/pr |
| JB1015 | 1/2" x 13 Threaded Weld Bung | 4.40 |
| MAR5015 | Cap | 10.50 |
| MAR5016 | Bung | 9.00 |

Engine Travel Limiter

Designed to limit engine movement from torque and "G" forces. Bolts to motor mount pad on block. Tabs weld to engine plate and frame. Comes complete with right and left rod ends, tube adapters, tubing and attaching hardware.




JBRC1121 \$49.00

NEW!

6 lb. Slim Line Lead Puck

Make weight placement easy! Our 6 lb. lead pucks are pre-drilled for 1/2" bolt. 5 3/4" x 2 3/4" and only 1" thick.

JBRC5030 - \$15.00



The One Stop Chassis Shop

24-hour FAX (636) 356-4667

<http://jerrybickel.com>

(636) 356-4727

65

NEW

Electronic Scales

E-Z Weigh Scale

- Shows all 4 Corners
- View ANY Combination of Scale Pad Weight & Percentage

INT170125
\$1,095.00

Large Easy to Read Display of Weights and Percentages



**Full
2 Year
Warranty**

BEST FEATURES IN CLASS

- 15" X 15" Smooth, Flat Scale Pads
- 1,500 lb. Capacity per Pad
- Certified to 0.0% Accuracy
- Giant 1/2" Display Characters
- Backlit Display
- 2-year Full Warranty
- Standard 9-volt Battery Operation

Temp Gauge Quick Disconnect


Save time and eliminate damaging the water temperature gauge tubing. Simply push the release latch to separate the two fittings. Push fittings together to reconnect and snap-lock for a perfect seal.

- Mechanical
JBRC5003 - \$79.00
 Electrical
JBRC5004 - \$79.00
 Female Body (only)
JBRC5003F - \$59.00
 Mech Male (only)
JBRC5003M - \$29.00
 Electrical Male (only)
JBRC5003E - \$29.00

Oil Gauge Quick Disconnect

Makes disconnecting the oil pressure line a snap. The check valve in the fitting keeps the line from leaking oil when disconnected. Available in 1/8" or 1/4" pipe, and may be purchased individually or as an assembly.

- 1 - 1/4" Male-Female - **JBRC5051 - \$49.00**
 2 - 1/8" Male- Female - **JBRC5050 - \$49.00**
 3 - Dual 1/8" Male - **JBRC5049 - \$49.00**



JBRC Chassis Grey Spray Paint

Paint color matches chassis grey used on most JBRC chassis. 12oz. can

JBRC4009
\$18.00



Fuel Sample Valves



Now you can safely get a fuel sample without the need of tools. Constructed from 6061 T-6 Main Body, Stainless Main Shaft, Viton Seals with a Anodized Finish.

- FSV-18K** 1/8" pipe **\$59.99**
FSV-14K 1/4" pipe **59.99**
FSV-6FK #6AN Swivel **69.99**
KEI700195 #6AN Inline Adapter **11.99**
KEI700199 #8AN Inline Adapter **13.99**
BG140034 Fuel Bowl 7/8-20 x 1/8 npt **7.95**



Fabrication Tools



Steel Tube Bender

- Suitable for bending 4130 tubing
- Purchase all 5 Receive 10% Off

| | | |
|-------|-----------------|----------------|
| 3/16" | JBRC4022 | \$75.00 |
| 1/4" | JBRC4023 | \$79.00 |
| 5/16" | JBRC4024 | \$85.00 |
| 3/8" | JBRC4025 | \$89.00 |
| 1/2" | JBRC4026 | \$99.00 |



Thread Insert Tool

This tool is used to install nut inserts for blind installation areas where no access to back side of panel is available. Kit consists of thread installation tool, head wrench 6/32, 8/32, 10/32 insert drives and storage case.

| Threaded Nut Inserts | | |
|----------------------|------------|-------|
| Part # | Grip Range | Price |
| Fas-632 | .020-.080 | .45 |
| Fas-832 | .020-.080 | .50 |
| Fas-1032 | .020-.120 | .55 |

JBRC4066 - \$69.00


Deburring Tool

JBRC4056 - \$11.99



Left Hand Taps

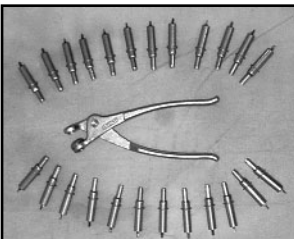
| | | |
|---------|------------------|---------------|
| 10/32 | JBRC4902L | \$7.60 |
| 1/4-28 | JBRC4903L | 4.80 |
| 5/16-24 | JBRC4904L | 5.85 |
| 3/8-24 | JBRC4905L | 6.67 |
| 7/16-20 | JBRC4906L | 9.90 |
| 1/2-20 | JBRC4907L | 11.85 |
| 9/16-18 | JBRC4908L | 19.80 |
| 5/8-18 | JBRC4909L | 21.98 |
| 3/4-20 | JBRC4910L | 27.60 |



Screw Countersink Tool

This aircraft countersink tool has been re-designed by **JBRC** to accommodate 82 degree automotive fasteners. The adjustable depth setting makes it easy and fast to precisely countersink window screws to proper flush mounting depth.


| Description | Degree | Part No. | Amount |
|-------------------------|--------|------------------|----------------|
| C/S Tool & Bit (#8) | 82 | JBRC4003 | \$65.00 |
| Counter Sink Tool - Adj | | JBRC4003A | 45.00 |
| Bit (#8) | 100 | JBRC4003B | 16.00 |
| Bit (#8) | 120 | JBRC4003C | 38.00 |
| Bit (#6) | 100 | JBRC4003D | 16.00 |
| Bit (#6) | 120 | JBRC4003E | 38.00 |
| Bit (#8) | 82 | JBRC4003F | 20.00 |



Clecos and Pliers

Used for temporary fitting of sheet metal and window components. Available in 1/8" and 3/16" sizes, with or without pliers.

- Pliers & 25 1/8" Clecos - **JBRC4010 - \$29.00**
- Pliers & 25 3/16" Clecos - **JBRC4011 - \$29.00**
- Pliers Only - **JBRC4012 - \$9.00**
- 1/8" Clecos - **JBRC4013 - \$1.00/ea**
- 3/16" Clecos - **JBRC4014 - \$1.00/ea**




Tubing Notcher

If you have ever built a tube chassis car you will appreciate this time saving, economical tool. It notches tubing to a precision fit with hole saw blades. You can power it with a 1/2" variable drill motor or a drill press. (maximum of 550 RPM is recommended. The notcher clamps to the tubing, and the angle can be adjusted from 45 to 90 degrees. Notches tubing up to 2" OD.

Choose the standard steel model shown above or the billet aluminum model shown at right.


RTN100
Steel Notcher
\$150.00

RTN 1000
Billet Aluminum Notcher
\$225.00



Roto-Flair Tool

For easy, precise and blemish free flaring of tubing. O/S diameters of 1/8", 3/16", 1/4", 5/16", 3/8", 1/2", 5/8", and 3/4". Exact tube insertion height is controlled automatically for perfect flairs every time.




JBRC4006 - \$89.00

The One Stop Chassis Shop

24-hour FAX (636) 356-4667 <http://jerrybickel.com> (636) 356-4727

Tools & Equipment

E-Z Lift Jack Systems




16-1/2"
max
ground
to
under-
side
clear-
ance



Air-Over Hydraulic Pump

**E-Z Lift Jack System
With Air Over Hydraulic Pump**
\$2,795.00

**E-Z Lift Jack System
With Electric Over Hydraulic
Pump**
\$3,395.00



Electric-Over Hydraulic Pump

Requiring only 2-1/2" of clearance, our E-Z Lift jack system will slide under the lowest of chassis. With the use of this professional jack system, raising and lowering your car becomes a simple task. After the car has been lifted and the safeties are in place, you have a solidly supported work station, much like supporting the car with individual jack stands. We designed the system using a one-way adjustable flow control valve making it possible to lower the car at a desired rate. All materials are 4130 moly tubing with heavy duty 3/4" rod ends. The entire system is chrome plated for durable, long lasting finish and a professional appearance. The system utilizes an air-over-hydraulic pump, heavy duty hoses with quick disconnect couplings on both ends and swivel fittings which help eliminate twisted hoses. Optional electric-over-hydraulic pump is available at an extra charge. System comes complete with installation instructions and rear frame lifting tabs. Frame rail center to center width is required when ordering.



EZ-Lift Storage Pouch

Keep EZ-Lift Jacks safe and secure with our new storage pouch.

With Back Plate
196 - \$89.00
W/O Back Plate
197 - \$ 129.00



The Chassis Stabilizer

The 18" diameter inflatable Chassis Stabilizer measures only 1.75" tall deflated and rises to as much as 10" fully inflated. Constructed of heavy duty rubber and aluminum ensures thousand of miles of safe chassis transportation.

JBRC4070 \$199.95.

The Midget Stabilizer

The Midget Stabilizer is designed for low clearance race cars and for use with beaver tail trailers. It's sleek 1 1/8" height design allows it to slide under the lowest ground clearance race car. 23 3/4" long and 7" wide. Recommended when the chassis is 1 1/8" to 3" from the trailer floor.



JBRC4071 \$199.95



Extra Long Retractable Tow Strap

At last, a 16' retractable tow strap that allows plenty of length for safe towing distances.

We've designed the main frame using 4130 moly for maximum strength. The hooks have clearance to slip over 1" tubing. The retractor end has provisions to be mounted vertical or horizontal by changing the bolt-on hook location or can be permanently mounted to the tow vehicle. The retractor spring is made of high strength carbon steel. All exposed metal parts have a nickel plate finish and the housing is made of molded poly material for durability. The heavy duty nylon strap actually cushions the towing start. Also available with optional chassis tow hook sewn to strap. Take the worry out of towing the safe way!

JBRC5060 - \$139.00

JBRC5060T - \$169.00



Ratchet Tie Downs



- 6' Ratchet Tie Down - \$33.50
- 8' Ratchet Tie Down - \$35.50
- Flush Mount D-Ring - \$12.00
- Surface Mount D-Ring - \$10.00



Weld-on D Rings

Available in 120° and 180° bends. Welds to chassis to make a positive and safe method of tying race car in trailer. Constructed of 1/2"x.058 4130 tubing.


JBRC1043-120 120° - \$15.00/pr

JBRC1043-180 180° - \$18.00/pr

Trailer Fuel Jug Racks

Heli-Arc welded .090 aluminum racks mount easily on trailer floor or wall. Holds round or square fuel jugs safely inside you trailer.

- #1 11½" x 12" x 14"**
180 - \$39.95
- #2 23" x 12" x 14"**
181 - \$69.95
- #3 34½" x 12" x 14"**
182 - \$89.95
- #4 46" x 12" x 14"**
183 - \$129.95



Engine Repair Pit Table


Nothing like it on the market. This Engine Repair Pit Table easily slips under frame rails and over radiator

when car's on jacks to bring work station closer to motor and carburetor.

The table works great in the pits, shop or garage.

Special features: 3 adjustable

heights form 35 ¼" to 41 ½". Work tray and legs fold in for storage. Can hang on wall or tuck behind cabinets. Heavy duty 30" x 16" work table. Completely power coated, with swivel casters.



153 - \$159.00

Nitrous Racks

These racks keep bottles vertical and out of the way. They easily mount to the floor or wall





- 2 Bay 14¾" x 13" x 7¼"
249 - \$75.99
- 3 Bay 22¼" x 13" x 7¼"
250 - \$95.99
- 4 Bay 29½" x 13" x 7¼"
251 - \$119.99
- 5 Bay 37¼" x 13" x 7¼"
252 - \$139.99
- 6 Bay 44¾" x 13" x 7¼"
253 - \$150.00

Tool Tray

We have designed this tool tray to make engine maintenance easier. The *JBRC* tool tray sits on top of the carburetor's and has provisions for carb stud clearance without stud removal. This tray includes space for 16 spark plugs with ample room for frequently used engine maintenance tools. We construct the tray from light-weight heavy-gauge aluminum weld it together making this tray tough and long-lasting. Available for single or dual carburetor applications in standard Holley or dominator models.

JBRC5010 - \$150.00



Engine Transport Cradle


The *JBRC* engine cradle features heavy duty construction and is designed to take the abuse of over-the-road engine transportation. The cradle comes with bolts, side mount or engine plate side arms. Nickel

plating gives our cradle a durable lasting finish. Optional HD caster wheels available.


JBRC5016 - \$150.00

JBRC5016B - With Casters - \$289.00

JBRC5016W - HD Caster - \$18.00




Engine Sling



Makes engine changing easy. Nylon straps attach to engine at 4 locations without interfering with valve covers and carburetor's. Fabricated from 4130 moly tubing.

JBRC4027 - \$139.00



3rd Member Holding Fixture

When assembling 3rd members, a proper tool to position the assembly is essential. **Mark Williams** "Bench Mule" features heavy duty construction and is the perfect tool for the job. Two axis positioning allows access to any area. Vertical axis is ideal for transmission assembly work.

MAR650 - \$299.00



Door Stands

- Lightweight aluminum construction
- Designed for easy, fold away storage
- Safe, effect way to secure doors when not on race car
- Holds two doors

**JBRC5061
\$250.00**

Coil Over Shock Adjustment Wrench

This handy tool makes adjusting coil over shocks much easier than the commonly used hammer and screwdriver methods. Wrench tab fits into lock ring notch allowing rotation in clockwise or counter-clockwise direction.




LAM399 - \$49.00

JBRC4020 - \$19.00

MOR62030 - \$24.99




Steel Braided Hose Cutter



Cuts steel braided tubing clean and quick every time. Eliminates fraying of steel braids while cutting.

JBRC4060 - \$119.00

-AN Wrenches



- Precisely sized for perfect fit on all -AN fittings
- Close tolerance openings provide maximum contact while preventing damage to expensive fittings & lines
- Generous radius for comfortable fit in your hand
- Sizes stamped on handles for easy identification

JBRC4021 - #6, #8, #10, #12 - \$49.00 per set

Vice - Jaw Inserts for Anodized Fitting Protection

Vice-Jaw inserts feature magnetic backs allowing quick set-ups. Holds Aluminum fittings and Stainless line without damaging during assembly.



JBRC4058 - \$17.99




Infrared Temperature Gun

Check temperature of header tubes, tires and track. 0°-750°F. Black plastic case included.

INT360018 - \$179.00

Braid Spreader for -3 and -4 Teflon Hose



In order to insert the "olive" into Speed-Flex Hose, the stainless protective braid must be separated from the teflon liner. This can be more difficult than it sounds. *JBRC's* spreader solves the problem and eliminates the tiresome probability of poking holes in

your fingers. In use the tool is simply inserted into the cut end of the hose and pushed spreading the braid. The olive is then placed on the tool mandrel, pushed over the hose liner and under the braid until the liner bottoms against the shoulder of the olive. the tool mandrel is double ended, one for the -3 hose and one for the -4. the handle contains a recess for storage of spare olives.

JBRC4059 - \$27.99



Smart Level

The Smart Level features LCD

digital readout the gives angles from 0 to 90 degrees in tenth of a degree increments. Even works upside-down. The center module can be used stand-alone or installed into the optional 24" companion rail.

JBRC4062 - Smart Level Digital - \$100.00

JBRC4062R - 24" Rail - \$30.00

Digital Protractor

The Pro 360 Digital Protractor is a revolutionary measuring tool that provides an immediate, digital reading of all angles in a 360 degree circle.

The machined aluminum frame is a rigid, lightweight, ultra-precise platform that allows the state-of-the-art sensor and its microprocessor circuit to provide unsurpassed accuracy throughout the Protractors 360 degree range.



JBRC4065 - \$199.00

Valve Seat Tester

New digital tester ideal for checking valve seat pressure on assembled engine. Precision 1.0 lb/kg increments can be detect a fatigued, broken or misaligned spring. Battery operated . Four position adjustments and peak hold for hard to reach areas.



INT100450 - \$396.00

Digital Torque Wrench Tester

When your torque wrench is set at 35 ft lb, is it really clicking at 35 ft lb. Peak Hold feature saves the maximum reading and the range of the digital display is 200 ft lb on .01 increments.



INT102028 - \$398.00

Spark Plug Doctor


Illuminated and Magnified Spark Plug diagnostic instrument. Allows spark plug base circle to be viewed. Heavy Duty storage case with holding provisions for 8 spark plugs.



JBRC4078 - \$195.75

Clutch Machine

Clutch disc cutting machine. Operates on 110 volts and air. Has power feed with automatic shut off. Used by all the professional race teams. Hose and blower. Optional belt sander available.



JBRC4030 - \$3,500.00


(with belt sander)

JBRC4031 - \$4,000.00

NOTE: Must be truck shipped (freight extra)

Pit Ramps

Professional way to raise your car up just that small amount needed to get your jack under the front. Has cradle to keep car from rolling. Constructed from heavy duty plastic.



JBRC4075 \$89.00 PR

ROTABROACH® Kit



- Precision ground high speed steel cutters, 5/16" thru 3/4" diameter.
- Precision slug-ejector type alloy steel arbor fits 3/8" and 1/2" chucks
- Permanent carrying case.

JBRC4079 \$89.00

Hose Cutter

Cuts plastic line sharp and square every time. No distortion from cuts. Eliminates leaks from rough cuts. Constructed from HD plastic.




JBRC4080 \$13.95

Push Lock Fittings and Air Line

We stock a complete line of push lock air line fittings and line.

- NPT to Tube Straight & 90° Elbow
- Straight Unions
- Union Elbows
- Union Tees
- Male Run Tees
- Branch Tees
- Union "Y"
- Plug in Reducers
- Tube Plugs
- Nylon (Black) Line 5/32"-1/8"-1/4"-3/8"



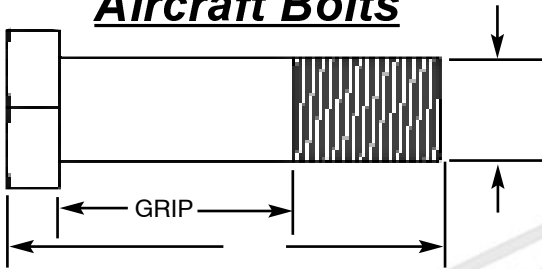
Black Nylon Cable Clamps

| Part # | Description | Price |
|---------|-------------|-------|
| Fas-200 | 3/16 | .35 |
| Fas-201 | 1/4 | .36 |
| Fas-202 | 5/16 | .37 |
| Fas-203 | 3/8 | .38 |
| Fas-204 | 7/16 | .40 |
| Fas-205 | 1/2 | .45 |
| Fas-206 | 5/8 | .50 |
| Fas-207 | 3/4 | .55 |
| Fas-208 | 1 | .60 |

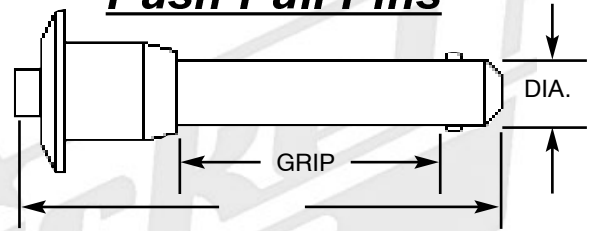


Fastener Hardware

Aircraft Bolts



Push Pull Pins



| | | | | |
|------------|---------|-------|-------|-------|
| Fas1304-2 | 1/4-28 | .125 | .688 | 1.35 |
| Fas1304-8 | 1/4-28 | .500 | 1.070 | 1.80 |
| Fas1304-16 | 1/4-28 | 1.00 | 1.569 | 2.55 |
| Fas1305-6 | 5/16-24 | .375 | 1.019 | 3.00 |
| Fas1305-11 | 5/16-24 | .688 | 1.318 | 4.90 |
| Fas1305-12 | 5/16-24 | .750 | 1.384 | 3.90 |
| Fas1305-14 | 5/16-24 | .875 | 1.496 | 4.05 |
| Fas1305-17 | 5/16-24 | 1.062 | 1.700 | 4.50 |
| Fas1306-4 | 3/8-24 | .250 | 1.031 | 3.50 |
| Fas1306-7 | 3/8-24 | .438 | 1.016 | 4.00 |
| Fas1306-12 | 3/8-24 | .750 | 1.540 | 5.00 |
| Fas1306-18 | 3/8-24 | 1.125 | 1.907 | 6.00 |
| Fas1306-21 | 3/8-24 | 1.313 | 2.094 | 6.50 |
| Fas1306-22 | 3/8-24 | 1.375 | 1.953 | 6.20 |
| Fas1306-23 | 3/8-24 | 1.438 | 2.225 | 7.00 |
| Fas1306-31 | 3/8-24 | 1.938 | 2.516 | 8.70 |
| Fas1107-6 | 7/16-20 | .375 | .900 | 7.40 |
| Fas1107-25 | 7/16-20 | 1.563 | 2.184 | 10.50 |
| Fas1307-11 | 7/16-20 | .687 | 1.493 | 6.80 |
| Fas1108-11 | 1/2-20 | .688 | 1.489 | 8.20 |
| Fas1308-12 | 1/2-20 | .750 | 1.754 | 7.00 |
| Fas1308-14 | 1/2-20 | .875 | 1.875 | 8.90 |
| Fas1308-16 | 1/2-20 | 1.000 | 1.995 | 9.00 |
| Fas1108-19 | 1/2-20 | 1.188 | 1.990 | 13.50 |
| Fas1108-20 | 1/2-20 | 1.250 | 1.977 | 14.85 |
| Fas1308-19 | 1/2-20 | 1.188 | 2.190 | 9.50 |
| Fas1308-20 | 1/2-20 | 1.250 | 1.974 | 11.00 |
| Fas1308-22 | 1/2-20 | 1.375 | 2.375 | 11.40 |
| Fas1308-25 | 1/2-20 | 1.563 | 2.564 | 14.25 |
| Fas1308-28 | 1/2-20 | 1.750 | 1.875 | 12.75 |
| Fas1308-30 | 1/2-20 | 1.875 | 2.877 | 17.00 |
| Fas1308-32 | 1/2-20 | 2.00 | 2.986 | 15.00 |
| Fas1110-19 | 5/8-18 | 1.188 | 2.125 | 16.00 |

| | | | | | |
|-----------|----------|-------|-------|-------|-------|
| JBRC-036 | Detent | 3/16" | .500 | .900 | 3.00 |
| JBRC-036B | Button | 3/16" | .750 | 1.790 | 11.50 |
| JBRC036C | Button | 3/16" | 1.900 | 3.280 | 17.60 |
| JBRC-037C | Button | 1/4" | 1.000 | 2.507 | 15.30 |
| JBRC-037 | Detent | 1/4" | 1.200 | 1.740 | 3.50 |
| JBRC-037E | T Handle | 1/4 | 1.500 | 3.000 | 14.25 |
| JBRC-037D | Detent | 1/4" | 1.750 | 2.180 | 4.00 |
| JBRC037F | T Handle | 1/4" | 2.000 | 3.500 | 14.50 |
| JBRC-037A | T Handle | 1/4" | 2.300 | 3.820 | 12.00 |
| JBRC-037B | Button | 1/4 | 3.625 | 3.970 | 10.00 |
| JBRC-038 | T Handle | 5/16" | 1.000 | 2.575 | 12.50 |
| JBRC-038A | T Handle | 5/16" | 2.000 | 3.546 | 15.40 |
| JBRC-038B | T Handle | 5/16" | 3.000 | 4.546 | 15.50 |
| JBRC-039D | Button | 3/8" | 1.00 | 2.364 | 18.40 |
| JBRC-039 | T Handle | 3/8" | 1.000 | 2.779 | 13.90 |
| JBRC-039B | Button | 3/8" | 1.250 | 2.600 | 22.00 |
| JBRC-039A | T Handle | 3/8" | 2.000 | 3.776 | 14.60 |
| JBRC-039C | T Handle | 3/8" | 3.000 | 4.771 | 15.40 |
| JBRC-039E | Button | 3/8" | 4.500 | 5.865 | 25.00 |
| JBRC-041D | Button | 1/2" | 1.000 | 2.639 | 29.60 |
| JBRC-041E | Button | 1/2" | 1.500 | 3.123 | 29.70 |
| JBRC-041B | Button | 1/2" | 2.000 | 3.630 | 22.50 |
| JBRC-041F | T Handle | 1/2" | 2.500 | 4.500 | 19.30 |
| JBRC-041A | Button | 1/2" | 4.500 | 6.100 | 35.00 |

NAS Halfnut Nyloks

| | | |
|---------|---------|------|
| Fas-078 | 1/4-28 | .40 |
| Fas-079 | 5/16-24 | .60 |
| Fas-080 | 3/8-24 | .80 |
| Fas-081 | 7/16-24 | 1.00 |
| Fas-076 | 1/2-20 | 1.20 |
| Fas-077 | 5/8-18 | 1.80 |

AN Washers (stainless)

| | | |
|----------|------|-----|
| Fas-416 | 1/4 | .10 |
| Fas-516 | 5/16 | .20 |
| Fas-616 | 3/8 | .20 |
| Fas-71 | 7/16 | .25 |
| Fas-816 | 1/2 | .30 |
| Fas-1016 | 5/8 | .35 |

12 pt Hardened Non-lock Nuts

| Part # | Description | Price |
|---------|-------------|-------|
| Fas-061 | 3/8 x 24 | 1.92 |
| Fas-062 | 7/16 x 20 | 2.14 |
| Fas-063 | 1/2 x 20 | 3.53 |
| Fas-097 | 1/4 x 28 | 1.74 |
| Fas-090 | 5/16 x 24 | 1.82 |

Nylok Half Nut

| Part # | Description | Price |
|---------|-------------|-------|
| Fas-001 | 6/32 | .10 |
| Fas-002 | 8/32 | .12 |
| Fas-003 | 10/32 | .15 |

Buttonhead Allen (stainless)

| Part # | Description | Price |
|---------|-------------|-------|
| Fas-015 | 6/32 x 1/4 | .15 |
| Fas-016 | 6/32 x 3/8 | .15 |
| Fas-017 | 6/32 x 1/2 | .20 |
| Fas-042 | 6/32 x 5/8 | .25 |
| Fas-036 | 8/32 x 3/8 | .20 |
| Fas-034 | 8/32 x 1/2 | .20 |
| Fas-071 | 8/32 x 3/4 | .25 |
| Fas-011 | 10/32 x 1/2 | .20 |
| Fas-033 | 10/32 x 5/8 | .35 |
| Fas-012 | 10/32 x 3/4 | .35 |

Countersunk Allen (stainless)

| Part # | Description | Price |
|---------|--------------|-------|
| Fas-014 | 6/32 x 3/8 | .20 |
| Fas-004 | 8/32 x 1/2 | .25 |
| Fas-029 | 8/32 x 3/4 | .30 |
| Fas-030 | 8/32 x 1 | .30 |
| Fas-074 | 8/32 x 1 1/4 | .35 |
| Fas-009 | 10/32 x 1/2 | .40 |

Countersunk Phillips (stainless)

| Part # | Description | Price |
|---------|---------------|-------|
| Fas-031 | 10/32 x 1/2 | .25 |
| Fas-013 | 10/32 x 1 | .30 |
| Fas-032 | 10/32 x 1 1/4 | .35 |

Countersunk Allen (stainless)

| Part # | Description | Price |
|---------|--------------|-------|
| Fas-005 | 8/32 x 1/2 | .30 |
| Fas-006 | 8/32 x 3/4 | .35 |
| Fas-073 | 8/32 x 1 | .35 |
| Fas-075 | 8/32 x 1 1/4 | .40 |

Floating Plate Nuts

| Part # | Description | Price |
|---------|-------------|-------|
| Fas-018 | 6/32 | .50 |

Solid Smash Rivets

| Part # | Description | Price |
|---------|---------------|-------|
| Fas-025 | 1/8 x 5/16 | .05 |
| Fas-026 | 1/8 x 5/8 | .05 |
| Fas-027 | 3/16 x 5/8 cs | .10 |

The One Stop Chassis Shop


24-hour FAX (636) 356-4667

<http://jerrybickel.com>

(636) 356-4727

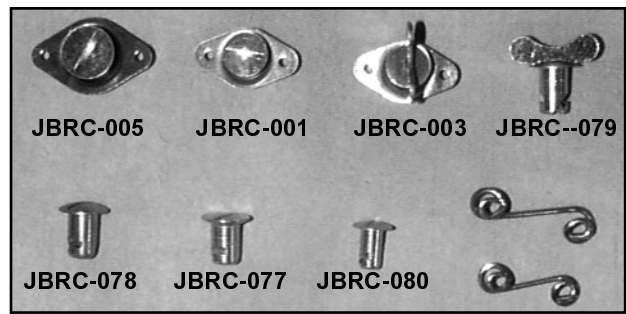
Dzus Hardware

Dzus Hardware



DZUS Plates

| Description | Part No. | Amount |
|----------------------------------|----------|--------|
| Flat Plate, Lg Spring | JBRC-008 | \$1.00 |
| Flat Plate, Sm Spring | JBRC-009 | 1.50 |
| Bent Plate, Lg Spring | JBRC-010 | 4.50 |
| Tube End Plate, Lg Spring | JBRC-011 | 4.50 |
| Plate, Lt Wt, Sm Spring | JBRC-012 | 1.50 |
| Plate, Lt Wt, Lg Spring | JBRC-013 | 1.50 |
| Plate, Lt Wt, Lg Spring | JBRC-014 | 1.50 |
| Plate, 5/16" hole, Sm Spring | JBRC-016 | 1.50 |
| Plate, Panel Doubler (Round) | JBRC-017 | 1.50 |
| Recessed Plate, Lg Spring | JBRC-018 | 1.00 |
| Recessed Plate, Lt Wt, Lr Spring | JBRC-019 | 1.00 |
| Plate, Long Sm & Lg Spring | JBRC-034 | 1.25 |
| Plate, 90 Bent, Sm & Lg Spring | JBRC-035 | 1.50 |
| Backing Plate, 7/16" Str Shank | JB-030 | 1.50 |
| Backing Plate, Lrg DZUS | JB-031 | 1.50 |
| Backing Plate, Sm DZUS | JB-102 | 1.50 |
| Plate, 7/16" Str Shank | JB-032 | 2.50 |
| Plate, 5/16" Str Shank | JB-032A | 2.50 |



DZUS Fasteners

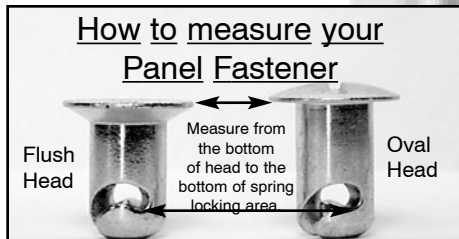
| Description | Part No. | Amount |
|------------------------------|-----------|---------|
| Small DZUS, .500 | JBRC-001 | \$ 2.25 |
| Small DZUS, .550 | JBRC-002 | 2.25 |
| Small Wing DZUS, .500 | JBRC-003 | 2.50 |
| Small Wing DZUS, .550 | JBRC-004 | 2.50 |
| Large DZUS, .500 Gold | JBRC-005 | 2.50 |
| Large DZUS, .550 Gold | JBRC-005A | 2.50 |
| Large DZUS, .500 Silver | JBRC-005B | 2.50 |
| Large DZUS, .550 Silver | JBRC-005C | 2.50 |
| Large DZUS, .600 Silver | JBRC-005D | 2.50 |
| Small Spring, 1.000 - .325 | JBRC-006 | .65 |
| Small Spring, 1.000 - .375 | JBRC-006A | .65 |
| Large Spring, 1.375 - .275 | JBRC-007 | .65 |
| Large Spring, 1.375 - .325 | JBRC-007A | .65 |
| Large Spring, 1.375 - .425 | JBRC-007B | .65 |
| Flat Head, Str, 7/16" - .500 | JBRC-077 | 1.80 |
| Flat Head, Str, 7/16" - .550 | JBRC-077A | 1.80 |
| Flat Head, Str, 7/16" - .600 | JBRC-077B | 1.80 |
| Flat Head, Str, 7/16" - .450 | JBRC-077C | 1.80 |
| Oval Head, Str, 7/16" - .500 | JBRC-078 | 1.80 |
| Oval Head, Str, 7/16" - .550 | JBRC-078A | 1.80 |
| Oval Head, Str, 7/16" - .450 | JBRC-078B | 1.80 |
| Wing Head, Str, 7/16" - .500 | JBRC-079 | 2.25 |
| Wing Head, Str, 7/16" - .550 | JBRC-079A | 2.25 |
| Wing Head, Str, 7/16" - .450 | JBRC-079B | 2.25 |
| Oval Head, Str, 5/16" - .450 | JBRC-080 | 2.25 |

Material thickness range for different spring heights & button grip length


Quantity Discounts Available!


| Button grip length: | .400 | .450 | .500 | .550 | .600 | .650 |
|--|------------|------------|------------|------------|------------|------------|
| 1" spring (recommended deflection .023" - .056") | | | | | | |
| Spring Height JBRC-006 | .148 -.183 | .198 -.233 | .248 -.283 | .298 -.333 | .348 -.383 | .398 -.433 |
| Spring Height JBRC-006A | .098 -.133 | .148 -.183 | .198 -.233 | .248 -.283 | .298 -.333 | .348 -.383 |
| 1 3/8" spring (recommended deflection .030" - .073") | | | | | | |
| Spring Height JBRC-007 | .155 -.198 | .205 -.248 | .255 -.298 | .305 -.348 | .355 -.398 | .405 -.448 |
| Spring Height JBRC-007A | .105 -.148 | .155 -.198 | .205 -.248 | .255 -.298 | .305 -.348 | .355 -.398 |
| Spring Height JBRC-007B | .005 -.048 | .055 -.098 | .105 -.148 | .155 -.198 | .205 -.248 | .255 -.298 |

Quantity Discounts Available!



Dzus installation using the JBRC Backing plate and Aircraft Smash Rivets

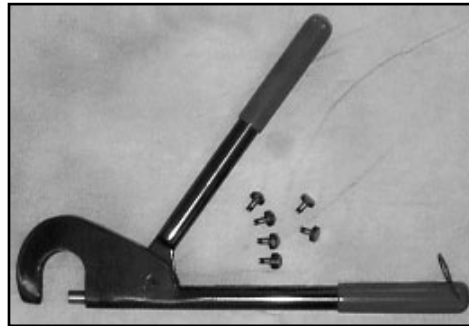




Hand Smash Rivet Tool

Designed to back up rivets when smash rivet tool (shown below) depth will not reach rivet location. Come with rivet matching head.

JBRC4015 - \$39.00



Smash Rivet Tool

- 1-1/2" Reach
- 3/32" - 3/16" Rivet Capacity
- Interchangeable Heads
- Storage Pouch
- Heavy Duty



Rivet Cutter

Adjusts to cut smash rivets to any length. Eliminates



JBRC4061 - \$32.50

the need for a variety of different length rivets.

DZUS Spring Stretcher

Adjust DZUS springs without damaging the panels that they are mounted to. Works with #5 or #6 springs.

JBRC4007 - \$29.95



DZUS Dimple Tool

Presses DZUS countersunk dimple in panel.

**JBRC4008
\$19.95**



DZUS Fastener Tool

Fits large and small dzus's.

**JB-066 - \$4.50
JB-066A - \$4.50**




DZUS Driver Tool

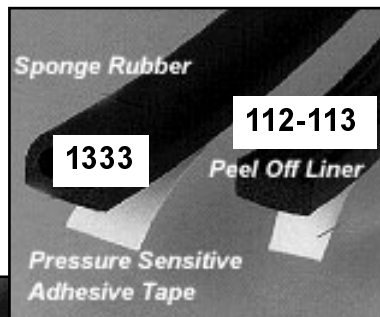
JBRC4076 - \$19.95

TRIM-LOK[®] INC.


If you have an edge...we have a trim!



6750B2




112-113



1012

1001

- Trix 1333 Door Weather Strip
\$1.00 per foot
- Trix 6750B2 Truck Air Pan W/S
\$2.50 per foot
- Trix 1001 Scoop Edge Trim
\$.75 per foot
- Trix 1012 Edge Trim 1/8" slot 5/8" tall
\$1.60 per foot
- Trix 112 2-Rib thin Weather Strip
\$.80 per foot
- Trix 113 Door Weather Strip
\$.65 per foot




Tube Adapters

| Tube Size | Thread Size | Part No. | Amount |
|----------------|-------------|-----------|---------|
| 3/8" x .058 | 10-32 | JBRC5800R | \$ 5.60 |
| 3/8" X .058 | 10-32 | JBRC5800L | 5.60 |
| 1/2" x .058 | 5/16 - 24 | JBRC5801R | 5.60 |
| 1/2" x .058 | 5/16 - 24 | JBRC5801L | 5.60 |
| 1/2" x .058 | 1/4 - 28 | JBRC5813R | 5.60 |
| 1/2" x .058 | 1/4 - 28 | JBRC5813L | 5.60 |
| 5/8" X .058 | 5/16 - 24 | JBRC5802R | 5.60 |
| 5/8" X .058 | 5/16 - 24 | JBRC5802L | 5.60 |
| 5/8" X .058 | 3/8 - 24 | JBRC5803R | 5.60 |
| 5/8" X .058 | 3/8 - 24 | JBRC5803L | 5.60 |
| 7/8" X .058 | 7/16 - 20 | JBRC5805R | 6.30 |
| 7/8" X .058 | 7/16 - 20 | JBRC5805L | 6.30 |
| 7/8" X .058 | 1/2 - 20 | JBRC5806R | 6.95 |
| 7/8" X .058 | 1/2 - 20 | JBRC5806L | 6.95 |
| 1" X .058 | 1/2 - 20 | JBRC5807R | 6.95 |
| 1" X .058 | 1/2 - 20 | JBRC5807L | 6.95 |
| 1" X .058 | 5/8 - 18 | JBRC5808R | 6.95 |
| 1" X .058 | 5/8 - 18 | JBRC5808L | 6.95 |
| 1-1/8" X .058 | 1/2 - 20 | JBRC5809R | 8.50 |
| 1-1/8" X .058 | 1/2 - 20 | JBRC5809L | 9.00 |
| 1-1/8" X .058 | 5/8 - 18 | JBRC5810R | 8.50 |
| 1-1/8" X .058 | 5/8 - 18 | JBRC5810L | 9.00 |
| 1-1/4" X .095 | 3/4 - 16 | JBRC5812R | 9.50 |
| 1-1/4" X .095 | 3/4 - 16 | JBRC5812L | 10.00 |
| 1- 3/8" X .095 | 3/4 - 16 | JBRC5815R | 10.50 |
| 1- 3/8" X .095 | 3/4 - 16 | JBRC5815L | 11.00 |

| No. | Part No. | Description | Amount |
|-----|-----------|-------------------------------------|--------|
| 1 | JBRC-058 | Eye Bolt 1/2" 3/16" 1/4" | \$2.80 |
| 2 | JBRC-059 | Eye Bolt 1" 3/16" 10/32" | 3.00 |
| 3 | JBRC-060 | Fork 3/16" Slot, 3/16" Hole | 5.00 |
| 4 | JBRC-062 | Flush Mount Latch | 12.00 |
| 5 | JBRC-064 | Window Net Latch (Female) | 8.00 |
| 6 | JBRC-065 | ON/Off Switch Lever | 14.00 |
| 7 | JBRC-069 | Stainless Lock Pin (.625 O.D. Tube) | .60 |
| 8 | JBRC-072 | Upper Wing Clevis | 8.00 |
| 9 | JBRC-073 | Stainless Lock Pin (.500 O.D. Tube) | .55 |
| 10 | JBRC-075 | Stainless Lock Pin (.375 O.D. Tube) | .50 |
| 11 | JBRC-076 | On/Off Knob | 4.50 |
| 12 | JBRC-5025 | Aluminum Piano Hinge (6' Long) | 24.00 |

Filler Caps & Bungs






| Part No. | Description | Amount |
|----------|---------------------------|---------|
| JB1022 | 2" ID Assembly | \$32.50 |
| 5015 | Filler Cap | 10.50 |
| 5016 | 1 1/4" Steel Weld Bung | 9.00 |
| 5018 | 1 1/4" Aluminum Weld Bung | 7.50 |
| 5020 | 2" Aluminum Weld Bung | 10.50 |
| 5030 | 2" Aluminum Cap | 24.00 |
| 5040 | 2" Steel Weld Bung | 12.00 |



Weld Clevis



| Tube Size | Slot/Bolt Size | Part No. | Amount |
|---------------|----------------|----------|---------|
| 3/8" x .058 | 1/8" - 3/16" | JBRC5830 | \$ 8.40 |
| 1/2" X .058 | 1/8" - 1/4" | JBRC5832 | 8.40 |
| 5/8" X .058 | 1/8" - 5/16" | JBRC5834 | 8.75 |
| 3/4" X .058 | 3/16" - 5/16" | JBRC5836 | 9.60 |
| 3/4" X .058 | 3/16" - 3/8" | JBRC5838 | 9.60 |
| 7/8" X .058 | 3/16" - 3/8" | JBRC5840 | 10.30 |
| 1" X .058 | 3/16" - 3/8" | JBRC5842 | 10.90 |
| 1" X .058 | 1/4" - 3/8" | JBRC5844 | 10.90 |
| 1-1/8" X .058 | 1/4" - 3/8" | JBRC5846 | 11.80 |
| 1-1/4" X .058 | 1/4" - 3/8" | JBRC5848 | 13.00 |






| Description | Material | Part No. | Amount |
|--------------------|---------------------|----------|---------|
| 3 Gauge Dash Panel | .050 Moly | JB-026 | \$15.00 |
| 4 Gauge Dash Panel | .050 Moly | JB-027B | 19.00 |
| 5 Gauge Dash Panel | .050 Moly | JB-027A | 19.00 |
| 5 Gauge Dash Panel | .050 Moly not shown | JB-027 | 19.00 |
| Grand/Am 5 Gauge | .060 Alu | JB-209 | 20.00 |
| Cavalier 5 Gauge | .060 Alu | JB-216 | 20.00 |

| Description | Material | Part No. | Amount |
|--------------------|-----------|----------|---------|
| Tab, 3 Hole | .090 Moly | JB-053 | \$ 4.75 |
| Tab, 1/4" Hole | .071 Moly | JB-033A | 2.00 |
| Tab, 1/4" Hole | .090 Moly | JB-034A | 2.50 |
| Tab, 1/4" Hole | .090 Moly | JB-034B | 2.50 |
| Tab, 5/15" Hole | .090 Moly | JB-034C | 2.50 |
| Tab, 1/4" Hole | .090 Moly | JB-059 | 2.50 |
| Plate, 3/16" Holes | .050 Moly | JB-119 | 3.00 |
| Plate, 2 Hole | .050 Moly | JB-114 | 4.00 |
| Tab, 3/16 Hole | .050 Moly | JB-205 | 3.50 |
| Tab, 1/4" Hole | .050 Moly | JB-245 | 3.00 |

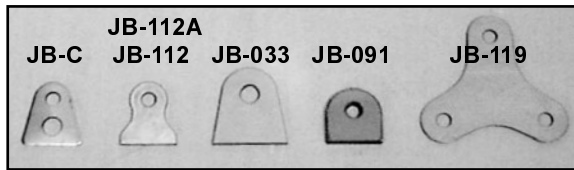


| | | | |
|-----------------------|-----------|---------------|---------|
| Tab, 1/2" Hole | .125 Moly | JB-015A, B, C | \$ 2.50 |
| Tab, 1/2" Hole | .125 Moly | JB-120 | 3.75 |
| Tab, 1/2" Hole | .125 Moly | JB-106 | 3.75 |
| Tab, 1/2', 5/8", 3/4" | .125 Moly | JB-088, 88B | 3.75 |
| Tab, 1/8" Hole | .125 Moly | JB-088A | 3.25 |
| Tab, Blank | .100 Moly | JB-171 | 3.00 |
| Tab, 7/16" Hole | .125 Moly | JB-251 | 2.50 |


| Description | Material | Part No. | Amount |
|---------------------|------------|----------|---------|
| 33" Floor Pan Strip | .032 Moly | JB-010 | \$18.00 |
| Body Mount Plate | .032 Moly | JB-044 | 6.00 |
| On/Off Bumper Ref | .060 Alum. | JB-075 | 2.50 |
| Deck Lid/Dash Tab | .050 Moly | JB-114 | 4.00 |
| 36" Body Mtg Strip | .032 Moly | JB-132 | 16.00 |
| Body Mount Tab | .032 Moly | JB-161 | 3.00 |
| A-Pillar Mount Tab | .050 Moly | JB-162 | 6.00 |
| Roof Mounting Tab | .050 Moly | JB-218 | 5.50 |



| | | | |
|-----------------|-----------|-------------|---------|
| Tab, 3/8" Hole | .090 Moly | JB-029 | \$ 2.50 |
| Tab, 7/16" Hole | .090 Moly | JB-029A | 2.50 |
| Tab, 3/8" Hole | .090 Moly | JB-018, 18A | 2.50 |
| Tab, 3/8" Hole | .090 Moly | JB-163 | 3.00 |
| Tab, 3/8" Hole | .125 Moly | JB-118 | 3.00 |
| Tab, 5/16" Hole | .125 Moly | JB-118A | 3.00 |



| Description | Material | Part No. | Amount |
|--------------------|-----------|----------|--------|
| Tab, Small | .050 Moly | JB-C | \$.60 |
| Tab | .050 Moly | JB-112 | 1.50 |
| Tab | .125 Moly | JB-112A | 2.50 |
| Tab, 1/4" Hole | .063 Moly | JB-033 | 2.00 |
| Tab, 1/4" Hole | .050 Moly | JB-091 | 2.00 |
| Plate, 3/16" Holes | .050 Moly | JB-119 | 3.00 |




| Description | Material | Part No. | Amount |
|-------------|-----------|----------|---------|
| Gusset | .100 Moly | JB-169 | \$ 2.50 |
| Gusset | .100 Moly | JB-170 | 2.50 |
| Gusset | .125 Moly | JB-008 | 6.00 |
| NET (Male) | .090 Moly | JB-001 | 5.00 |


The One Stop Chassis Shop

24-hour FAX (636) 356-4667 <http://jerrybickel.com> (636) 356-4727


4 - Link Brackets



Front 4-Link Brackets



Rear 4-Link Brackets



| Description | Material | Part No. | Amount |
|-----------------------|------------|-------------------|----------------|
| 1/2" Upper 5/8" Lower | .250, 1016 | JB-012 | \$40.00 |
| 1/2" Upper 5/8" Lower | .250, 1016 | JB-012A | 40.00 |
| 1/2" Upper 5/8" Lower | .190, 4130 | JB-012A-CM | 45.00 |
| 1/2" Upper 5/8" Lower | .250, 1016 | JB-012B | 45.00 |
| 1/2" Upper 5/8" Lower | .190, 4130 | JB-012B-CM | 45.00 |
| 5/8" Upper 5/8" Lower | .190 1016 | JB-012C | 25.00 |
| 1/2" Upper 1/2" Lower | .190 4130 | JB-012D | 45.00 |

| Description | Material | Part No. | Amount |
|-----------------------|------------|-------------------|----------------|
| 5/8" Upper 5/8" Lower | .250, 1016 | JB-013 | \$45.00 |
| 5/8" Upper 5/8" Lower | .190, 4130 | JB-013-CM | 55.00 |
| 5/8" Upper 5/8" Lower | .190, 1016 | JB-013B | 30.00 |
| 5/8" Upper 5/8" Lower | .190, 4130 | JB-013D-CM | 55.00 |
| 1/2" Upper 1/2" Lower | .190, 4130 | JB-013E-CM | 55.00 |

NOTE: Specify axle tube size when ordering
3" - 3.250" - 3.500"

Chromoly Tubing & Plate

Chromoly Tubing

4130N tubing in a variety of sizes. Our huge inventory is competitively priced with quantity discounts available. Prices listed below are cut priced (no cutting charge). Full length and 100' plus discounts are available, call for pricing. Maximum UPS shipping length is 8'. Full lengths vary from 17' to 24' long random.

| Size | Per Ft. | Size | Per Ft. |
|-------------|---------|--------------|---------|
| .250 x .035 | \$2.10 | 1.00 x .188 | \$6.88 |
| .250 x .049 | 2.10 | 1.125 x .058 | 3.30 |
| .313 x .035 | 1.94 | 1.25 x .049 | 3.40 |
| .313 x .049 | 2.18 | 1.25 x .058 | 3.58 |
| .375 x .049 | 2.24 | 1.25 x .065 | 4.16 |
| .375 x .058 | 2.45 | 1.25 x .095 | 4.90 |
| .500 x .035 | 1.90 | 1.25 x .120 | 5.70 |
| .500 x .049 | 2.28 | 1.25 x .156 | 7.68 |
| .500 x .058 | 2.65 | 1.375 x .058 | 4.00 |
| .500 x .120 | 2.80 | 1.5 x .065 | 4.16 |
| .625 x .058 | 2.36 | 1.625 x .065 | 4.50 |
| .625 x .120 | 5.46 | 1.625 x .083 | 5.24 |
| .750 x .049 | 2.55 | 2.00 x .120 | 8.18 |
| .750 x .058 | 2.68 | 3.00 x .083 | 23.92 |
| .875 x .058 | 2.78 | 3.00 x .250 | 40.00 |
| 1.00 x .049 | 2.95 | 3.250 x .250 | 45.00 |
| 1.00 x .058 | 3.10 | | |

Chromoly Plate

Chromoly plate is 4130N, aircraft quality. This is recommended to fabricate brackets and tabs that are to be welded to 4130 chassis. Chromoly plate is approximately twice as strong as mild steel. This allows thinner material to be used resulting in weight savings. Special sizes are also available in 12" increments, add \$10.00 per cut.

| Description | Size | Thickness | Price |
|-------------|-----------|-----------|---------|
| 4130N | 18" x 72" | .032 | \$55.50 |
| 4130N | 18" x 72" | .050 | 75.50 |
| 4130N | 18" x 72" | .063 | 95.50 |
| 4130N | 18" x 72" | .090 | 130.50 |
| 4130N | 18" x 72" | .100 | 148.50 |
| 4130N | 18" x 72" | .125 | 175.50 |

Stocking sizes are listed above. Other special order thickness available.

Call for pricing



"In The Race For Quality, There is No Finish Line"



ORDER FORM

(636) 356-4727
Fax (636) 356-4667

"In The Race For Quality, There is No Finish Line"

WE SHIP
UPS C.O.D.
VISA
MASTERCARD
AMERICAN EXP
DISCOVER
Special Order & Truck
Items Must Be
Prepaid

our catalog is now
on the internet
<http://jerrybickel.com>

Jerry Bickel
RACE CARS INC.



Order Form

Date: _____ Purchase Order No: _____
 Your Customer Number _____ Requested Shipping Date: _____
 Ship To: Name _____ Bill To: Name _____
 Address _____ Address _____
 City _____ State _____ Zip _____ City _____ State _____ Zip _____
 Country _____
 Phone (day) _____ Fax _____ Phone (night) _____

• SAVE THE ORIGINAL • MAKE PHOTOCOPIES OF ORDER FORM.

| QUANTITY | PAGE | PART NUMBER/DESCRIPTION | PRICE | EXTENSION |
|---------------------|--------------------------|--|-------|-----------|
| | | | | |
| | | | | |
| | | | | |
| | | | | |
| | | | | |
| | | | | |
| | | | | |
| | | | | |
| | | | | |
| | | | | |
| Merchandise Total | | | | |
| (see shipping note) | | Missouri residents add 5.975% tax | | |
| CATALOG | <input type="checkbox"/> | Check here if 2002 catalog is requested with shipment. | | |

CHECK METHOD OF PAYMENT: CREDIT CARD COD (certified funds)
 Account Number: _____ Exp. Date: _____
 Cardholder's Name: _____

Note: ALL CREDIT CARD ORDERS MUST BE ACCOMPANIED BY STREET ADDRESS, STATE AND ZIP WHERE CARD STATEMENT IS RECEIVED. THIS IS FOR YOUR SECURITY AND PROTECTION: IT IS REQUIRED TO OBTAIN AUTHORIZATION FOR PHONE/MAIL ORDERS. PLEASE NOTE IF OTHER THAN SHIP TO.

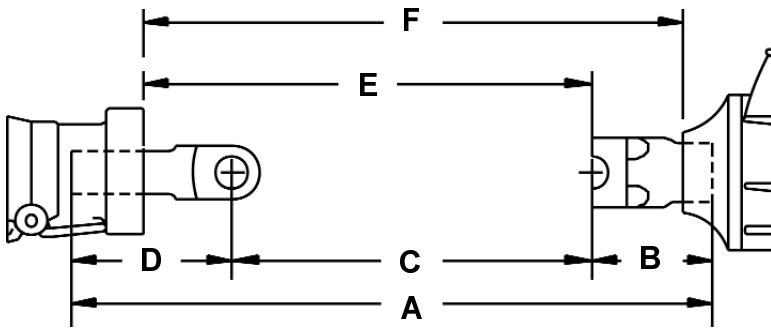
Method of Shipment: **NOTE: Shipping Charges will be added to order total**
 UPS brown (ground) UPS orange (3 day) UPS blue (2 day)
 UPS red (next day) Will Call Other (specify) _____

The One Stop Chassis Shop

24-hour FAX (636) 356-4667 <http://jerrybickel.com> (636) 356-4727

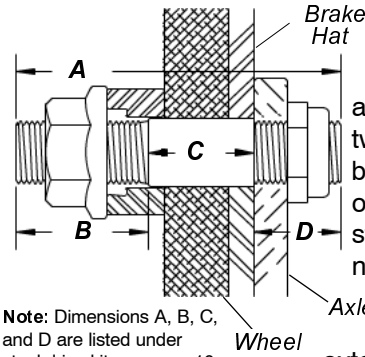
Driveshaft Dimensions

All steel driveshafts are fabricated in house. In some cases this allows same day delivery possible. To order a **JBRC** custom drive-shaft please specify length required. Please use the chart shown at below when supplying our Parts Department your dimensions.



Wheel Stud Dimensions

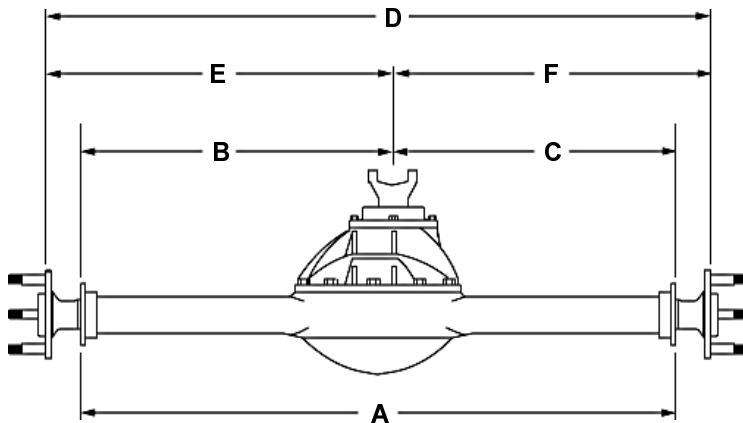
The most important factor when selecting the proper drive stud is that the drive shoulder of the stud be fully engaged in the wheel. It is recommended that the "C" length on the stud be slightly greater than



Note: Dimensions A, B, C, and D are listed under steel drive kits on page 10.

the combined thickness of the brake hat or drum and the wheel. These two dimensions should be specified when ordering an MW drive stud kit. Washer thickness must be greater than the portion of the shoulder that extends past the wheel.

Housing Dimensions

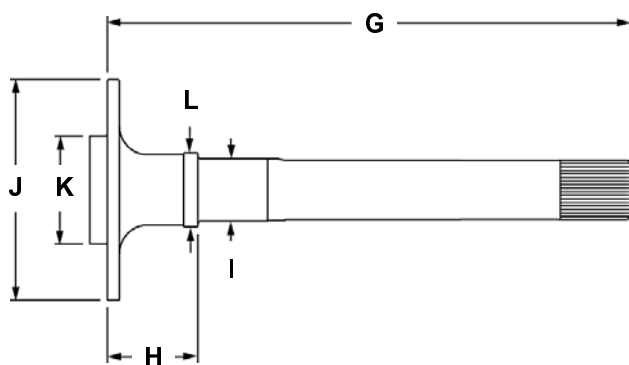


Measure the distance between the outside of both housing flanges (A backing plate attaching point). Not all pinions are centered, so it is also essential to measure the distance from the housing flange to the center of the pinion on both driver and passenger side (B and C).

Axle & Housing Dimension Index

- | | | | |
|---|---------------------------|---|---------------------|
| A | Housing flange to flange | G | Overall length |
| B | Dr side flange to P/C | H | Bearing seat |
| C | Pass side flange to P/C | I | Bearing diameter |
| D | Axle flange to flange | J | flange diameter |
| E | Axle flange to P/C (Dr) | K | Brake drum register |
| F | Axle flange to P/C (Pass) | L | Seal diameter |

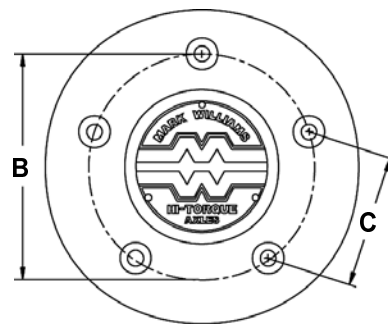
Axle Dimensions



When ordering axles with measurements from existing axles provide

as many of the dimensions listed above as possible. Beware that after market spools have the splines relocated and this changes the axle length in relation to stock axles. Housing dimensions are the preferred method for calculating lengths.

Bolt Circle



If you do not know the bolt circle (B measurement) of a 5-bolt application, measure the center-to-center

distance between to adjacent wheel studs and reference the table below.

| B (Bolt Circle) | C |
|-----------------|--------|
| 4 1/2" | 2.645" |
| 4 3/4" | 2.792" |
| 5" | 2.939" |
| 5 1/2" | 3.233" |



Apparel

T-Shirts

100% Cotton White
 Small front logo
 Large back logo
 S, M, L, XL, XXL
\$15.00

Sweat-Shirts

100% Cotton
 Maroon
 Embroidered Logo
 M, L, XL, XXL
\$30.00

Jackets


Maroon Outer Shell
 Navy Blue Trim
 Fully Lined
 Embroidered Logo
 S, M, L, XL, XXL
\$70.00



Photo Gallery



Jim Yates



Ron Krisher




Greg Anderson




Jeg Couglin jr.




Mark Pawuk



Mike Edwards



George Marnell



Richie Stevens



Mark Whisnant

Leading-edge



Technology

Race Tested Components

Engineered and Designed at our Shop in Moscow Mills, Missouri. Race Track tested at NHRA Championship events all over the country. The same Championship, Race Winning, Record Setting Parts used in all JBRC Professional Race Chassis available in this Parts Catalog



Jepp Bickel
Race Cars Inc.

141 Raceway Park Dr.
Moscow Mills, MO. 63362
(636) 356-4727

PRESORTED
STANDARD
U.S. POSTAGE
PAID
TROY, MISSOURI
Permit NO. 30